

M23 Style



12-Pin M23 Cordset

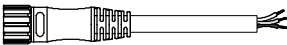
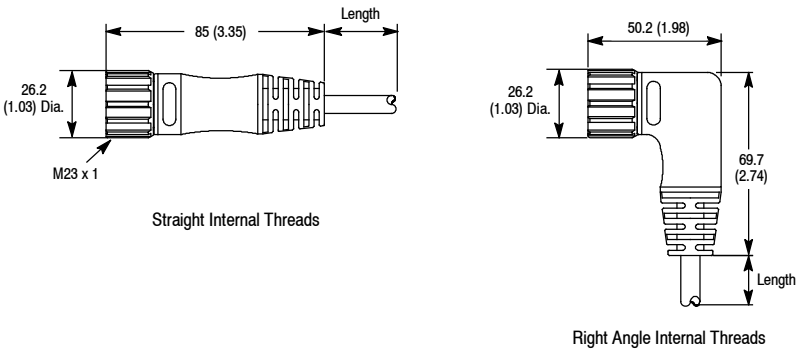
Features

- 12-pin configuration for SafeShield light curtains and other applications
- 12-pin/11-conductor on 19-pin for passive distribution and other box applications
- Subtle black or highly visible yellow PVC jacket offers good oil and chemical resistance


Specifications

Mechanical	
Coupling Nut	Nickel-plated brass
Connector	Molded oil-resistant PUR
Contacts	Gold over nickel-plated brass
Cable	Oil resistant yellow PVC jacket, 18 AWG conductors, 60V UL Recognized and CSA Certified
Bend Radius	10 x diameter, min.
Cable Diameter	10 mm (0.41 in.)
Electrical	
Cable Rating	300V
Assembly Rating	9- & 12-pin: 300V, 4 A 11-pin: 63V, 6 A; 19-pin: 63V, 12 A
Environmental	
Enclosure Type Rating	IP67, NEMA 6P, 1200 psi (8270 kPa) washdown
Operating Temperature [C (F)]	-20...+80° (-4...+176°)

Approximate Dimensions [mm (in.)]



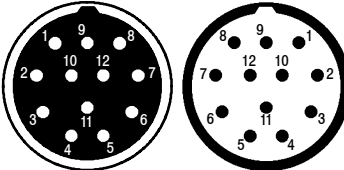
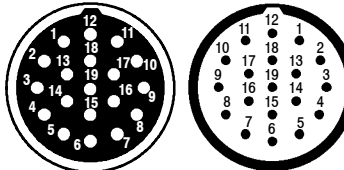
Example of Cordset



Example of Patchcord

Dimensions are approximate. Illustrations are not drawn to scale.

Pinout and Color Code

Color Code	Face View Pinout			
	9-, 11-, or 12-Pin		19-Pin	
	Female	Male	Female	Male
A				
	9-Pin 1 Brown 5 NA 9 Pink 2 NA 6 Green 10 Red 3 Blue 7 Yellow 11 NA 4 White 8 Grey 12 Green/Yellow		1 Violet 7 Grey/Pink 13 Yellow/Brown 2 Red 8 White/Green 14 Brown/Green 3 Grey 9 White/Yellow 15 White 4 Red/Blue 10 White/Grey 16 Yellow 5 Green 11 Black 17 Pink 6 Blue 12 Green/Yellow 18 Grey/Brown 19 Brown	
B	11-Pin 1 White 5 Pink 9 Blue 2 Green 6 Red 10 Blue 3 Yellow 7 Black 11 Brown 4 Grey 8 Violet 12 Green/Yellow		—	
C	12-Pin 1 Brown 5 Red 9 Black 2 Blue 6 Yellow 10 Violet 3 Grey 7 White 11 Grey/Pink 4 Pink 8 Red/Blue 12 Green		—	

Product Selection

Cordsets

Pin Count	Color Code	Jacket Color	Assembly Rating	Cat. No.			
				Straight Female	Right Angle Female	Straight Male	Right Angle Male
9-Pin	A	Yellow	18 AWG	889M-F12X9AE-❶	889M-R12X9AE-❶	—	—
11-Pin	B	Black	3/18 & 8/22 AWG	889M-F11RM-❶	889M-R11RM-❶	889M-U11RM-❶	889M-V11RM-❶
12-Pin	C	Yellow	18 AWG	889M-F12AH-❶	889M-R12AH-❶	—	—
19-Pin	A	Black	3/18 & 16/22 AWG	889M-F19RM-❶	889M-R19RM-❶	889M-U19RM-❶	889M-V19RM-❶

Patchcords

Pin Count	Jacket Color	Assembly Rating	Cat. No.			
			Straight Female Straight Male	Straight Female Right Angle Male	Right Angle Female Straight Male	Right Angle Female Right Angle Male
11-Pin	Black	3/18 & 8/22 AWG	889M-F11RMMU-❷	889M-F11RMMV-❷	889M-R11RMMU-❷	889M-R11RMMV-❷
12-Pin	Yellow	18 AWG	889M-F12AHMU-❸	—	—	—
19-Pin	Black	3/18 & 16/22 AWG	889M-F19RMMU-❷	889M-F19RMMV-❷	889M-R19RMMU-❷	889M-R19RMMV-❷

- ❶ Replace symbol with 2 (2 m), 5 (5 m) or 10 (10 m) for standard cable lengths.
 ❷ Replace symbol with OM3 (0.3 m), 1 (1 m), 2 (2 m), 5 (5 m), or 10 (10 m) for standard cable lengths.
 ❸ Replace symbol with OM3 (0.3 m), OM6 (0.6 m), 1 (1 m), 2 (2 m) or 3 (3 m) for standard cable lengths.