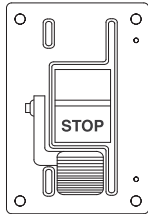
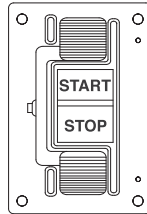


Covers, Lever Type Actuator

Note: Lever type covers are furnished without contact blocks. Legend plate for half lever is **STOP**; full lever momentary and maintained is a **START-STOP**. To order without legend plate, add suffix **X** to the cat. no.



Half Lever

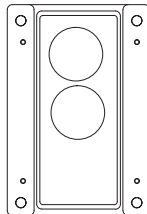
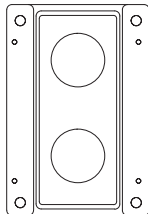
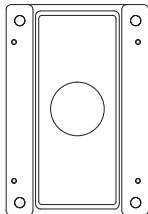
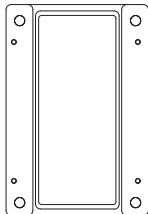


Double Lever Momentary

Half Lever	Double Lever Momentary	Double Lever Maintained	Double Lever Momentary/Maintained*
Cat. No.	Cat. No.	Cat. No.	Cat. No.
800H-NP14	800H-NP15	800H-NP16	800H-NP34

* A normally open circuit configuration is recommended for use behind this momentary lever and a late break normally closed circuit configuration is required for use behind the maintained lever to achieve proper functioning of the device.

Covers, Component Type Button



Blank	One Hole*	Two Hole†	Two Hole Special§
Cat. No.	Cat. No.	Cat. No.	Cat. No.
800H-NP32	800H-NP30	800H-NP31	800H-NP33

* One-hole covers use a jumbo legend plate only.

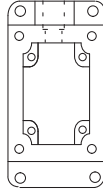
† Two-hole covers use a standard legend plate only.

§ This special two-hole cover can accommodate the pigtail pilot light (**Bulletin 800H-LPK10** series), the dual push button or any non-illuminated unit. Legend plates (**Cat. No. 800H-Y140J** green and red split-field) and (**Cat. No. 800H-Y141J** grey full field), are the only legend plates suitable for use with this cover.

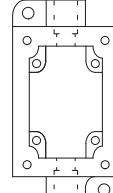
Assembled Bases (for Field Assembly and Custom Stations)

Enclosure Covers — See enclosure cover tables for a complete listing of covers for these bases.

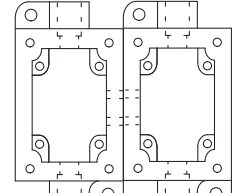
Special Conduit Entries — For conduit entries not listed, consult your local Rockwell Automation sales office or Allen-Bradley distributor.



1-Gang Shallow*

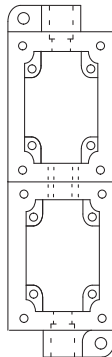


1-Gang Deep*

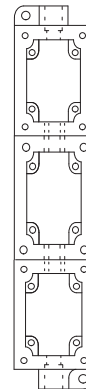


2-Gang Horizontal*

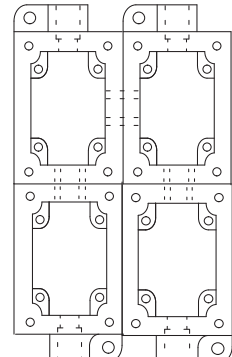
Conduit Entry	Cat. No.	Cat. No.	Cat. No.
3/4 in. Dead End	800H-1HZX7	800H-1HVX7	—
3/4 in. Feed Through	—	800H-1HVX7M1	—
1 in. Dead End	—	800H-1HVX7M2	800H-2HHX7
1 in. Feed Through	—	800H-1HVX7M3	—



2-Gang Vertical*

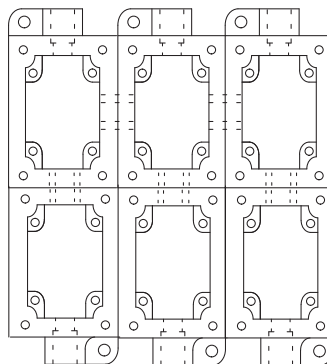


3-Gang Vertical*

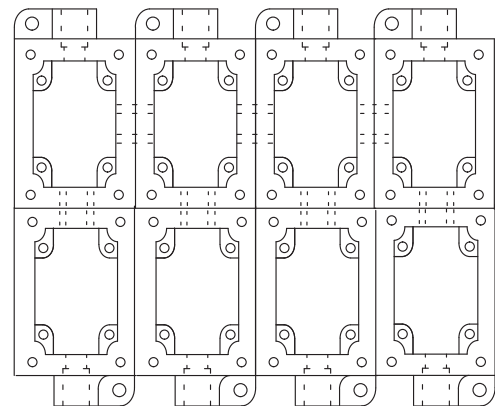


4-Gang*

Conduit Entry	Cat. No.	Cat. No.	Cat. No.
1 in. Feed Through	800H-2HYX7	800H-3HYX7	800H-4HVX7



6-Gang*



8-Gang*

Conduit Entry	Cat. No.	Cat. No.
1 in. Feed Through	800H-6HVX7	800H-8HVX7

* Shallow base cannot accommodate sealing well, sealed switched contact blocks, or stacked contact blocks. Shallow base rated for Group B.

* Deep base can accommodate sealing well, sealed switch contact blocks, or up to 2 deep standard contact blocks.