

### Description

The access interlocks are designed to allow access to hazardous areas when an appropriate key is inserted into the interlock. These access interlocks are manufactured in 316L stainless steel to provide rugged, industrial grade method of helping prevent access through gates. They are actuated by either a lever or a rod which is connected to chain.

One advantage of the access interlocks is that there is no need to run power wires to the gate. Power is disconnected by a trapped key rotary switch on a control panel and the key is then hand-carried to the gate by the operator.


The Single-key Access Lock (SAL) and Single-key Chain Lock (SCL) are designed to be used to access hazardous areas where partial body exposure is required. If two keys are needed for partial body access, select the Dual-key Access Lock (DAL) or Dual-key Chain Lock (DCL) with both keys trapped.

When whole body access is needed, the DAL or DCL, with one key trapped and one key free should be used. The secondary key serves the function of a personnel key. The DAL and DCL allow the operator to carry the personnel key into the hazardous area. When the operator returns from the hazardous area and returns the personnel key to the DAL or DCL, the locking sequence can be reversed and the process restarted.

### Features

- 316L stainless steel construction
- Direct drive operation
- Fitted with tamper resistant screws
- Stainless steel dust cap as standard
- Replaceable code barrel assembly
- Solenoid and electric versions
- Multiple key options

### The Prosafe Advantage



Stainless steel construction.

### Specifications

#### Safety Ratings

Standards	EN1088, ISO12100-1&2, ISO14119, AS4024.1
Category	Cat. 1 per EN 954-1 (ISO 13849-1) Suitable for Cat. 2, 3, or 4 systems
Certifications	CE Marked for all applicable directives and BG; C-Tick not required

#### Operating Characteristics

Operating Temperature [C (F)]	Mechanical: -40...+200 ° (-40...+392 °) Electrical: -20...+80 ° (-4...+176 °) Solenoid: -20...+60 ° (-4...+140 °)
Relative Humidity	95%
Mechanical Life	100,000 operations

#### Physical Characteristics

Misalignment Tolerance	±10 mm (0.39 in.)
Shear Force to Key	15.1 k•N (3398 lbs), max.
Torque to Key	14 N•m (124 lb•in), max.
Material	316L stainless steel
Mounting	SAL and SCL: 2 or 4 x M5 counterbored from top or 2 or 4 x M5 from underside with nuts DAL and DCL: 4 or 6 x M5 counterbored from top or 4 or 6 x M5 from underside with nuts
Weight [kg (lbs)]	SAL and SCL: 0.8 (1.8) DAL and DCL: 1.35 (3)

### Product Selection - Mechanical

Type	Actuator Type	Trapped Key Condition	Cat. No.
Single key	Lever	Key trapped to release lever	440T-MSALE10*
	Chain	Key trapped to release chain	440T-MSCLE10*
	Extended Lever	Key trapped to release lever	440T-MSALE20*
Single key with padlock hasp	Lever	Key trapped to release lever	440T-MSALE11*
	Chain	Key trapped to release chain	440T-MSCLE11*
Dual key	Lever	Primary key trapped, secondary key free to release lever	440T-MDALE10*⊗
		Both keys trapped to release lever	440T-MDALE11**
	Chain	Primary key trapped, secondary key free to release chain	440T-MDCLE10*⊗
		Both keys trapped to release chain	440T-MDCLE11**
Dual key with padlock hasp	Lever	Primary key trapped, secondary key free to release lever	440T-MDALE45*⊗
Dual key with eject key	Lever	Primary key trapped, secondary spring eject key	440T-MDALJ10*⊗
	Chain		440T-MDCLJ10*⊗
Triple key	Lever	One primary trapped, two secondary keys free to release lever	440T-MTALE11*⊗⊗
	Chain	One primary trapped, two secondary keys free to release chain	440T-MTCLE11*⊗⊗

\* Substitute the desired primary code for this symbol (key not included). See 3-107 for code selection.

⊗ Substitute the desired secondary code for this symbol (key included). See 3-107 for code selection.

### Product Selection - Electrical

Contact Type	Type	Actuator Type	Trapped Key Condition	Cat. No.
2 N.C. & 1 N.O. break before make	Dual Key	Lever	Both keys trapped to release lever	440T-MDASE21**
			Primary key trapped, secondary key free to release lever	440T-MDASE20*⊗
		Chain	Both keys trapped to release chain	440T-MDCSE21**
			Primary key trapped, secondary key free to release chain	440T-MDCSE20*⊗

\* Substitute the desired primary code for this symbol (key not included). See 3-107 for code selection.

⊗ Substitute the desired secondary code for this symbol (key included). See 3-107 for code selection.

### Accessories

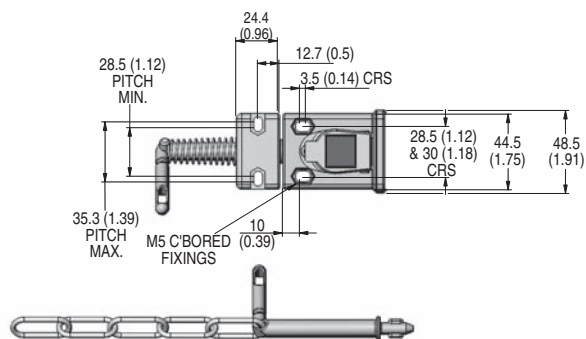
Description	Additional Information	Cat. No.
Stainless steel key	3-140	440T-AKEYE10*
Stainless steel replacement code barrel with dust cap		440T-ASCBE14*
Stainless steel weatherproof replacement dust cap		440T-ASFC10*
Replacement actuator type lever	—	440T-ACAD10
Replacement actuator type chain	—	440T-ACHA10
Stainless steel ejector key	—	440T-AKEYE13*

\* Substitute the desired primary code for this symbol (key not included). See 3-107 for code selection.

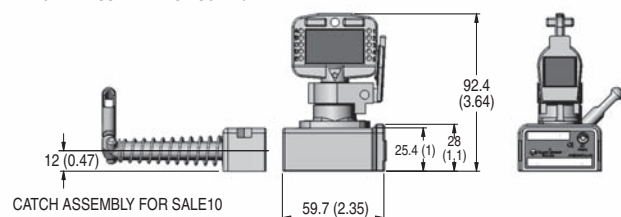
### Approximate Dimensions [mm (in.)]

Dimensions not intended to be used for installation purposes.

#### MSALE10

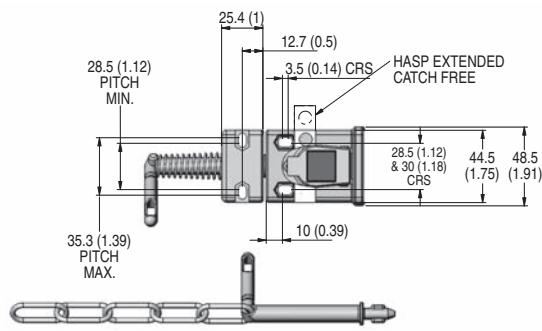


CHAIN ASSEMBLY FOR SCL10

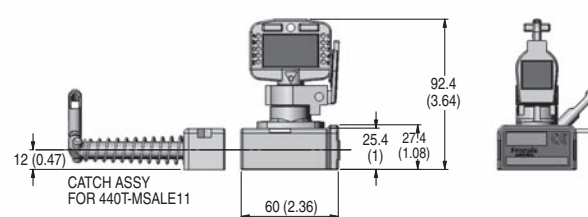


CATCH ASSEMBLY FOR SALE10

#### MSALE11

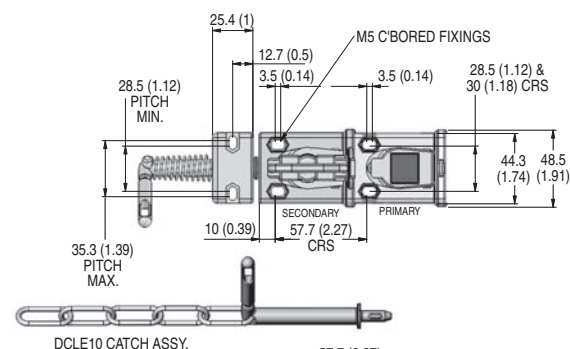


CATCH ASSY FOR 440T-MSALE11

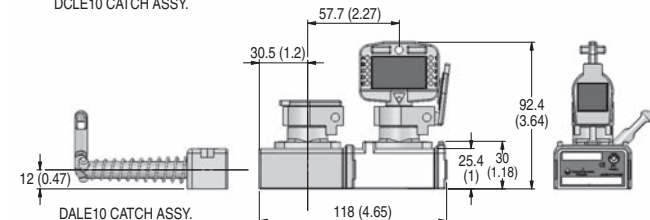


CATCH ASSY FOR 440T-MSALE11

#### MDALE10 and MDCLE10

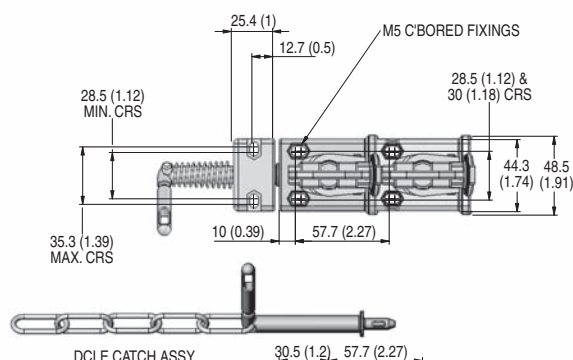


DCLE10 CATCH ASSY.

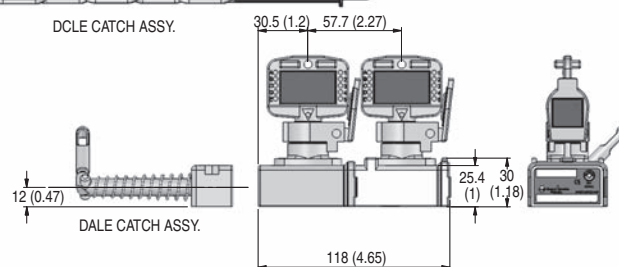


DALE10 CATCH ASSY.

#### MDALE11



DCLE CATCH ASSY.

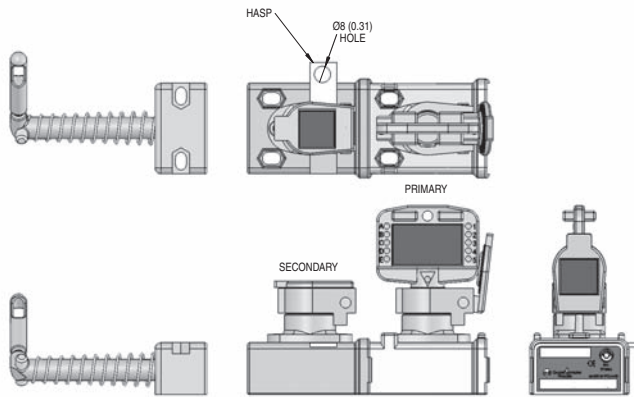


DALE CATCH ASSY.

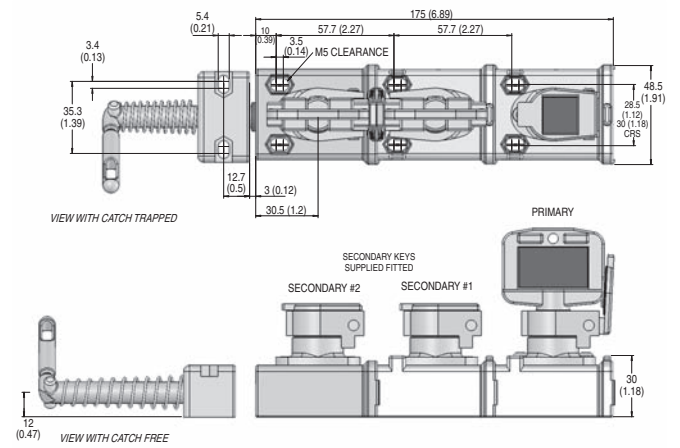
Approximate Dimensions [mm (in.)] (continued)

Dimensions not intended to be used for installation purposes.

MDALE45



MTALE11



MTCLE11

