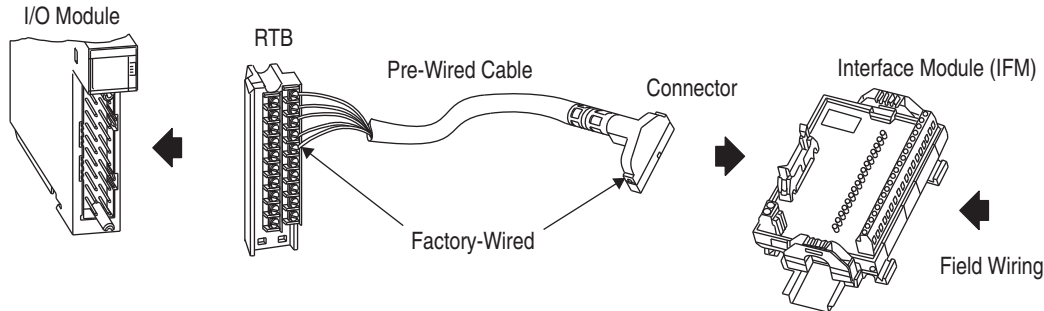


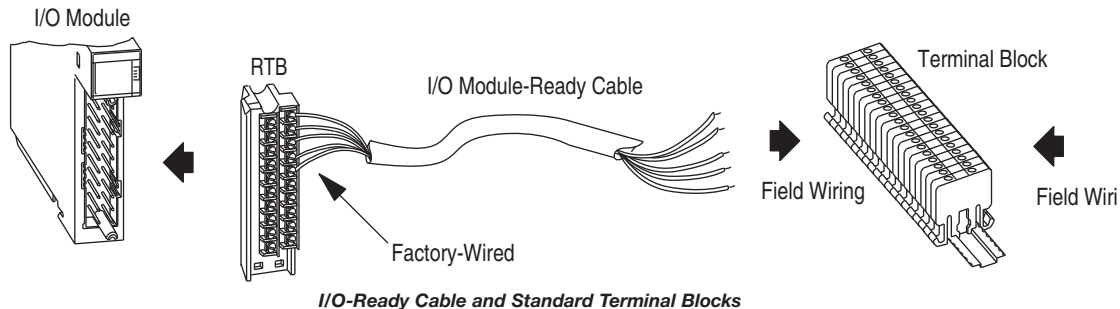
Digital Cables Pre-Wired

Bulletin 1492 pre-wired cables are designed to minimize control wiring in a panel. Pre-wired cables, when used with an IFM, replace the point-to-point wiring between Allen-Bradley programmable controller I/O modules and individual terminal blocks. The pre-wired cables have a removable terminal block or wiring arm at the PLC end of the cable and a cable connector on the other end to connect to the IFM. All of the pre-wired cables use a #22 AWG wire and are 100% tested for continuity to make a perfect connection every time. The digital pre-wired cables are offered in four standard lengths of 0.5, 1.0, 2.5, and 5.0 m to fit a variety of applications. Other length cables are also available as build to order products. Pre-wired cables are available for many of the 1746 SLC I/O, 1756 ControlLogix I/O, 1794 Flex I/O, 1769 Compact I/O, MicroLogix 1500 base I/O, MicroLogix 1200 (1762-L40xx) embedded I/O, and 1771 PLC-5 I/O.



Digital Cables I/O-Ready

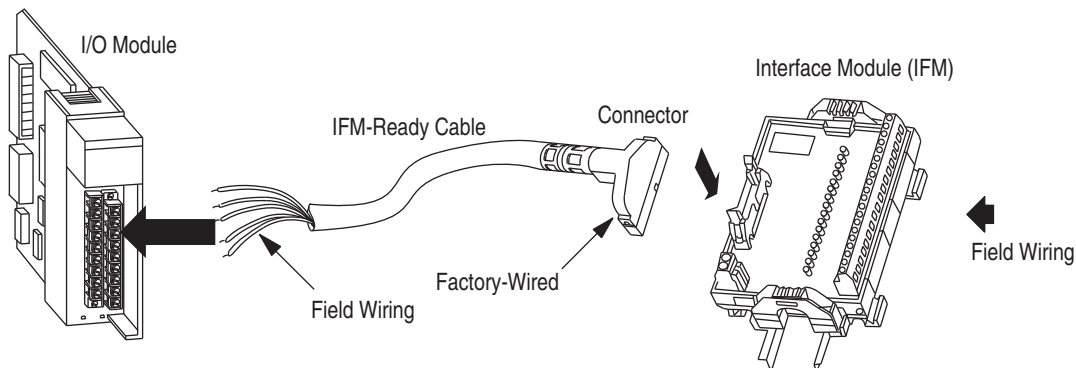
I/O-ready cables have an I/O removable terminal block or wiring arm factory-wired to one end to of the cable and free connectors on the other end for wiring into standard terminal blocks or other type of connectors. I/O-ready cables have individual color-coded conductors for quick wire-to-terminal coordination. The I/O-ready cables use #18 AWG conductors for higher current applications or longer cable runs. The I/O-ready cables are offered in standard lengths of 1.0, 2.5, and 5.0 m to fit a variety of applications. Other cable lengths are also available as build-to-order products. Pre-wired cables are available for the Bulletin 1746 SLC I/O, Bulletin 1756 ControlLogix I/O, Bulletin 1769 Compact I/O, 1794 Flex I/O, MicroLogix 1500 base I/O, MicroLogix 1200 (1762-L40xx) embedded I/O, and Bulletin 1771 PLC-5 I/O.



I/O-Ready Cable and Standard Terminal Blocks

Digital Cables IFM-Ready

IFM-ready cables have a cable connector that attached to the IFM factory wired to one end and free connectors ready to wire to I/O modules or other components on the other end. IFM-ready cables use #22 AWG wire and have individual color-coded conductors for quick wire-to-terminal coordination. The digital IFM-ready cables are offered in standard lengths of 1.0, 2.5, and 5.0 m to fit a variety of applications. Other cable lengths are also available as build-to-order products.



IFM-Ready Cable and Interface Module

Digital IFM Modules with Field-Removable Terminal Blocks (RTBs)

Select groups of standard, fused and relay digital 1492 wiring system modules (refer to Selection Tables) have field terminal blocks that can be removed (RTB). This RTB feature can provide easier wiring of field devices in a control cabinet where the IFM is located in a hard to reach area, or where hand-access is limited. It can also provide easier and faster replacement of a damaged or defective 1492 wiring system module. The removable plug portion of the RTB assembly has a screw at each end to securely fasten it to the RTB socket, which is mechanically secured to the module circuit board hand housing. Modules are shipped with the RTB socket, but without the removable plug(s). Plugs are available with screw style (e.g., 1492-RTB20N) or push-in style (e.g., 1492-RTB16P) terminals and must be ordered separately (two pieces per cat. no.). Refer to the selection tables for the particular PLC I/O system of interest to determine which modules are offered with field removable terminal blocks.

All of the features available on fixed terminal block products (e.g. labels, agency certification, etc.) are also provided for the removable terminal block 1492 wiring system modules.



Analog AIFM Modules with Field-Removable Terminal Blocks (RTBs)

Select groups of analog 1492 wiring system modules (refer to Selection Tables) have field terminal blocks that can be removed (RTB). This RTB feature can provide easier wiring of field devices in a control cabinet where the IFM is located in a hard to reach area, or where hand-access is limited. It can also provide easier and faster replacement of a damaged or defective 1492 wiring system module. The removable plug portion of the RTB assembly has a screw at each end to securely fasten it to the RTB socket, which is mechanically secured to the module circuit board and housing. Modules are shipped with the RTB socket, but without the removable plug(s). Plugs are available with screw style (1492-RTBxxN) or push-in style (1492-RTBxxP) terminals and must be ordered separately (Two pieces per cat. no.). Refer to the Selection Tables for the particular PLC I/O system of interest to determine which modules are offered with field Removable Terminals Blocks.

All of the features available on analog fixed terminal block products (e.g. labels, agency certification, etc.) are also provided for the removable terminal block 1492 wiring system modules.



Catalog Number Explanation

RTB Plugs

Important: The following cat. no. breakdown is for explanatory purposes only. It is not a product configurator. Not all combinations of fields are valid cat. nos. Use this breakdown for verification and explanation only.

$$1492 - \frac{RTB}{a} \quad \frac{20}{b} - \frac{N}{c}$$

a
Removable Terminal Block Plug

b
Number of Poles/Terminal
Code
8
12
14
16
17
20

Connector Style	
Code	Description
N	Screw Style
P	Push-in Style

Selecting a Wiring System

Use of Selection Tables

- Locate I/O module required. The top row indicates the I/O module for the I/O platform.
- Locate the interface module required. The second and third column indicates the interface module catalog number.
- Determine if an interface module exists for the I/O module; indicated by "Letter Code" in row (interface catalog number) and the column (I/O module).
- Locate cable. This is the letter indicated by "Letter Code" in the row (interface catalog number) and the column (I/O module). The "Letter Code" represents the suffix of the pre-wired cable.
- Determine cable catalog number. Add 1492-CABLE_ _ _ "Letter Code", example 1492-CABLE_ _ _ A.
- Determine length of cable required, standard lengths are 0.5, 1.0, 2.5, and 5.0 m; which represents 005, 010, 025 and 050 for _ _ _ in the cable catalog number. Example 1492-CABLE010A = a 1.0 m cable with "Letter Code" A.