







IEC Fused and Non-Fused Disconnects

Product Selection, Continued

Operating Handles



Fast Shipment Program Cat. Nos. are printed in blue.

 	Disconnect Switch Dim. Ref.	Description	Color	Degree of Protection	Cat. No.
	A1, A2 B1, B2	With Defeater	Black	IP42 (Type 1)	194R-HS1
				IP66 (Type 3R, 3, 12, 4, 4X)	194R-HS4
			Red/Yellow	IP42 (Type 1)	194R-HS1E
				IP66 (Type 3R, 3, 12, 4, 4X)	194R-HS4E
		Without Defeater	Black	IP42 (Type 1)	194R-HS1-N2
				IP66 (Type 3R, 3, 12, 4, 4X)	194R-HS4-N2
			Red/Yellow	IP42 (Type 1)	194R-HS1E-N2
				IP66 (Type 3R, 3, 12, 4, 4X)	194R-HS4E-N2
   	C1, C2 D1, D2 E1, E2 F1	Standard Orientation With Defeater	Black	IP42 (Type 1)	194R-HM1
				IP66 (Type 3R, 3, 12, 4, 4X)	194R-HM4
			Red/Yellow	IP42 (Type 1)	194R-HM1E
				IP66 (Type 3R, 3, 12, 4, 4X)	194R-HM4E
		Standard Orientation Without Defeater	Black	IP42 (Type 1)	194R-HM1-N2
				IP66 (Type 3R, 3, 12, 4, 4X)	194R-HM4-N2
			Red/Yellow	IP42 (Type 1)	194R-HM1E-N2
				IP66 (Type 3R, 3, 12, 4, 4X)	194R-HM4E-N2
		90° Rotated Orientation With Defeater	Black	IP42 (Type 1)	194R-HM1-N1
				IP66 (Type 3R, 3, 12, 4, 4X)	194R-HM4-N1
			Red/Yellow	IP42 (Type 1)	194R-HM1E-N1
				IP66 (Type 3R, 3, 12, 4, 4X)	194R-HM4E-N1
		90° Rotated Orientation Without Defeater	Black	IP42 (Type 1)	194R-HM1-N3
				IP66 (Type 3R, 3, 12, 4, 4X)	194R-HM4-N3
			Red/Yellow	IP42 (Type 1)	194R-HM1E-N3
				IP66 (Type 3R, 3, 12, 4, 4X)	194R-HM4E-N3

Accessories — Page 4-69

Specifications — Page 4-72

Approximate Dimensions — Page 4-85