

CompactLogix Communication Options

You can configure your system for information exchange between a range of devices and computing platforms and operating systems. Select a CompactLogix controller with integrated communication or the appropriate communication module.

For detailed specifications, see:

- CompactLogix Controllers Specifications Technical Data, publication [1769-TD005](#).
- CompactLogix Communication Modules Specifications Technical Data, publication [1769-TD007](#).

EtherNet/IP Communication Options

The Ethernet Industrial network protocol (EtherNet/IP) is an open industrial-networking standard that supports real-time I/O messaging and message exchange. The EtherNet/IP network uses off-the-shelf Ethernet communication chips and physical media.

Dual-port EtherNet/IP support embeds switch technology directly in the controller to so the controller can operate on star, linear, or ring EtherNet/IP topologies.

Cat. No.	Description	Communication Rate	Logix Resources ⁽¹⁾	TCP/IP Connections
1769-L16ER-BB1B,	CompactLogix 5370 L1 controller with integrated EtherNet/IP dual-port, POINT I/O form factor	10/100 Mbps	4 nodes 256 EtherNet/IP connections	120
1769-L18ER-BB1B, 1769-L18ERM-BB1B			8 nodes 256 EtherNet/IP connections	
1769-L24ER-BB1B, 1769-L24ER-QBFC1B	CompactLogix 5370 L2 controller with integrated EtherNet/IP dual-port, Compact I/O form factor	10/100 Mbps	8 nodes 256 EtherNet/IP connections	120
1769-L27ERM-QBFC1B		10/100 Mbps	16 nodes 256 EtherNet/IP connections	
1769-L30ER, 1769-L30ERM	CompactLogix 5370 L3 controller with integrated EtherNet/IP dual-port	10/100 Mbps	16 nodes 256 EtherNet/IP connections	120
1769-L33ER, 1769-L33ERM			32 nodes 256 EtherNet/IP connections	
1769-L36ERM			48 nodes 256 EtherNet/IP connections	
1769-AENTR	1769 EtherNet/IP adapter	10/100 Mbps	128 EtherNet/IP connections	96
1768-ENBT	1768 EtherNet/IP communication bridge module	10/100 Mbps	128 EtherNet/IP connections	64
1768-EWEB	1768 Ethernet web server module	10/100 Mbps	128 EtherNet/IP connections	64

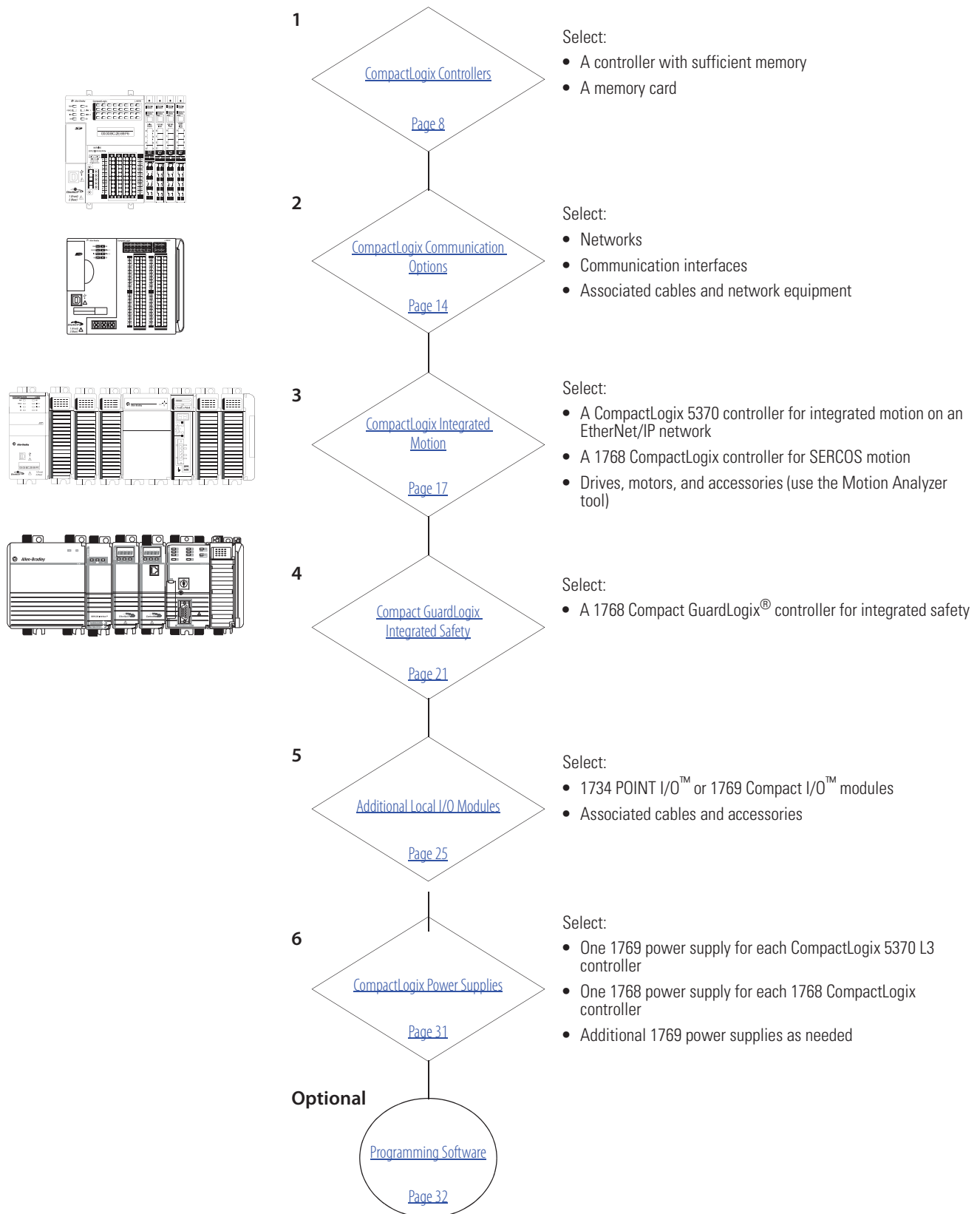
(1) The number of nodes listed for CompactLogix 5370 controllers represents the maximum number of EtherNet/IP nodes you can include in a Logix Designer application project for those controller. For example, in a Logix Designer application project that uses a 1769-L18ERM-BB1B controller, you can add as many as 8 EtherNet/IP nodes to the project.

Logix Controllers Comparison

Characteristic	ControlLogix 1756-71, 1756-L72, 1756-L73, 1756-L73XT, 1756-L74, 1756-L75 GuardLogix 1756-L72S, 1756-L73S, 1756-L73SXT	CompactLogix 1769-L30ER, 1769-L30ER-NSE, 1769-L30ERM, 1769-L33ER, 1769-L33ERM, 1769-L36ERM	CompactLogix 1769-L24ER-BB1B, 1769-L24ER-QBFC1B, 1769-L27ERM-QBFC1B	CompactLogix 1769-L16ER-BB1B, 1769-L18ER-BB1B, 1769-L18ERM-BB1B	CompactLogix 1768-L43, 1768-L45 Compact GuardLogix 1768-L43S, 1768-L45S
Controller tasks: • Continuous • Periodic • Event	32; 100 programs/task	32; 100 programs/task	32; 100 programs/task	32; 100 programs/task	<ul style="list-style-type: none"> 1768-L43: 16; 32 programs/task 1768-L45: 30; 32 programs/task
Event tasks	All event triggers	All event triggers	All event triggers	All event triggers, plus embedded inputs	All event triggers
User memory	<ul style="list-style-type: none"> 1756-L71: 2 MB 1756-L72: 4 MB 1756-L72S: 4 MB + 2 MB safety 1756-L73, 1756-L73SXT, 1756-L73XT: 8 MB 1756-L73S: 8 MB + 4 MB safety 1756-L74: 16 MB 1756-L75: 32 MB 	<ul style="list-style-type: none"> 1769-L30ER, 1769-L30ER-NSE, 1769-L30ERM: 1MB 1769-L33ER, 1769-L33ERM: 2 MB 1769-L36ERM: 3 MB 	<ul style="list-style-type: none"> 1769-L24ER: 750 KB 1769-L27ERM: 1 MB 	<ul style="list-style-type: none"> 1769-L16ER: 384 KB 1769-L18ER, 1769-L18ERM: 512 KB 	<ul style="list-style-type: none"> 1768-L43: 2 MB 1768-L43S: 2 MB + 0.5 MB safety 1768-L45: 3 MB 1768-L45S: 3 MB + 1 MB safety
Memory card	Secure Digital	Secure Digital	Secure Digital	Secure Digital	CompactFlash
Built-in ports	1 USB	2 EtherNet/IP 1 USB	2 EtherNet/IP 1 USB	2 EtherNet/IP 1 USB	1 RS-232
Communication options	<ul style="list-style-type: none"> EtherNet/IP (standard and safety) ControlNet (standard and safety) DeviceNet (standard and safety) DH+ Remote I/O SynchLink 	<ul style="list-style-type: none"> Dual-port EtherNet/IP⁽¹⁾ DeviceNet 	<ul style="list-style-type: none"> Dual-port EtherNet/IP⁽¹⁾ DeviceNet 	<ul style="list-style-type: none"> Dual-port EtherNet/IP⁽¹⁾ 	<ul style="list-style-type: none"> EtherNet/IP (standard and safety) ControlNet (standard and safety) DeviceNet (standard)
Controller connections	500	256	256	256	250
Network connections	Per module: <ul style="list-style-type: none"> 128 ControlNet (CN2/B) 40 ControlNet (CNB) 256 EtherNet/IP; 128 TCP (EN2x) 128 EtherNet/IP; 64 TCP (ENBT) 	<ul style="list-style-type: none"> 1769-L30ER, 1769-L30ER-NSE, 1769-L30ERM: 256 EtherNet/IP; 120 TCP 1769-L33ER, 1769-L33ERM: 256 EtherNet/IP; 120 TCP 1769-L36ERM: 256 EtherNet/IP; 120 TCP 	<ul style="list-style-type: none"> 1769-L24ER: 256 EtherNet/IP; 120 TCP 1769-L27ERM: 256 EtherNet/IP; 120 TCP 	<ul style="list-style-type: none"> 1769-L16ER: 256 EtherNet/IP; 120 TCP 1769-L18ER, 1769-L18ERM: 256 EtherNet/IP; 120 TCP 	Per module: <ul style="list-style-type: none"> 48 ControlNet 128 EtherNet/IP; 64 TCP
EtherNet/IP nodes in a single Logix Designer application, max	N/A	<ul style="list-style-type: none"> 1769-L30ER, 1769-L30ER-NSE, 1769-L30ERM: 16 1769-L33ER, 1769-L33ERM: 32 1769-L36ERM: 48 	<ul style="list-style-type: none"> 1769-L24ER: 8 1769-L27ERM: 16 	<ul style="list-style-type: none"> 1769-L16ER: 4 1769-L18ER, 1769-L18ERM: 8 	N/A
Controller redundancy	Full support	Backup via DeviceNet	Backup via DeviceNet	—	Backup via DeviceNet
Integrated motion	<ul style="list-style-type: none"> Integrated motion on an EtherNet/IP network SERCOS interface Analog options 	Integrated motion on an EtherNet/IP network	Integrated motion on an EtherNet/IP network	Integrated motion on an EtherNet/IP network	SERCOS interface
Programming languages	<ul style="list-style-type: none"> Standard task: all languages Safety task: relay ladder, safety application instructions 	<ul style="list-style-type: none"> Relay ladder Structured text Function block SFC 	<ul style="list-style-type: none"> Relay ladder Structured text Function block SFC 	<ul style="list-style-type: none"> Relay ladder Structured text Function block SFC 	<ul style="list-style-type: none"> Standard task: all languages Safety task: relay ladder, safety application instructions

(1) CompactLogix™ 5370 controllers have two EtherNet/IP ports to connect to an EtherNet/IP network. The ports carry the same network traffic as part of the controller's embedded switch. The controller uses only one IP address.

Select a CompactLogix System

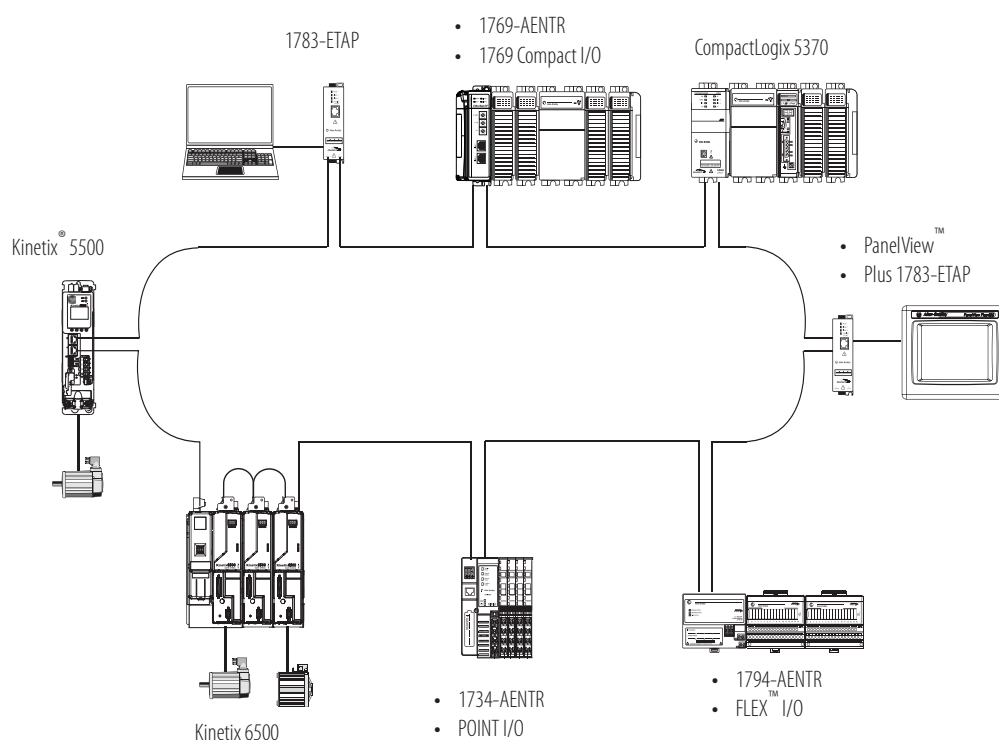


CompactLogix Controllers Overview

The CompactLogix system is designed to provide a Logix solution for small and mid-size applications. Typically, these applications are machine-level control applications. A simple system can consist of a standalone controller with one bank of I/O modules and DeviceNet communication. In a more complex system, add other networks, motion control, and safety control. As part of the Integrated Architecture™ system, the CompactLogix controllers use the same programming software, network protocol, and information capabilities as all Logix controllers, providing a common development environment for all control disciplines.

- The CompactLogix 5370 L3 controllers deliver scalable, affordable control ideal for applications from small standalone equipment to high-performance indexing tables, process skids, case packers and erectors, and packaging. The CompactLogix 5370 L3 controllers also provide a truly integrated motion solution.
- The CompactLogix 5370 L2 controllers combine the power of the Logix architecture with the flexibility of Compact I/O modules. From small standalone equipment to higher performance applications, these controllers are ideal for assembly machines, hoisting systems, process skids, indexing tables, and packaging.
- The CompactLogix 5370 L1 controllers combine the power of the Logix architecture with the flexibility of POINT I/O. Ideal for small to mid-size machines, these controllers offer value to customers looking for the benefits of Integrated Architecture in a lower cost system.

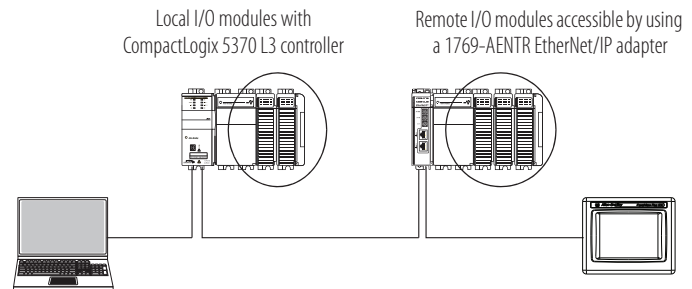
CompactLogix 5370 System on an EtherNet/IP Network



1769 Compact I/O Modules

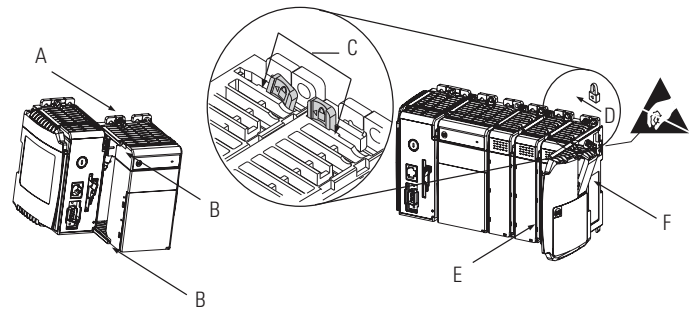
The 1769 Compact I/O modules can be used with the CompactLogix 5370 L2 and L3 controllers and 1768 CompactLogix controllers as follows:

- Local I/O modules
- Remote I/O modules accessible by using a 1769-AENTR EtherNet/IP adapter



The modules mechanically lock together by means of a tongue-and-groove design and have an integrated communication bus that is connected from module to module by a moveable bus connector.

Each I/O module includes a built-in removable terminal block with finger-safe cover for connections to I/O sensors and actuators. The terminal block is behind a door at the front of the module. I/O wiring can be routed from beneath the module to the I/O terminals.



For detailed specifications, see 1769 Compact I/O Modules Specifications Technical Data, publication [1769-TD006](#).

Power Supply Distance Ratings

Check each module's specification table for the power supply distance rating. This indicates how many slot positions the module can be from the power supply.

1769 AC Digital Modules

Cat. No.	Inputs/Outputs	Voltage Category	Operating Voltage Range	Backplane Current	Power Supply Distance Rating
1769-IA8I	8 inputs, individually isolated	100/120V AC	79...132V AC, 47...63 Hz	90 mA @ 5.1V ⁽¹⁾	8
1769-IA16	16 inputs	100/120V AC	79...132V AC, 47...63 Hz	115 mA @ 5.1V	8
1769-IM12	12 inputs	200/240V AC	159...265V AC, 47...63 Hz	100 mA @ 5.1V	8
1769-OA8	8 outputs	100/240V AC	85...265V AC 47...63 Hz	145 mA @ 5.1V	8
1769-OA16	16 outputs	100/240V AC	85...265V AC 47...63 Hz	225 mA @ 5.1V	8

(1) Maximum is 190 mA.

Cat. No.	Inputs/Outputs	Range	Resolution	Backplane Current	Power Supply Distance Rating
1769-OF4VI	4 outputs, differential, individually isolated	$\pm 10\text{V}$ 0...10V 0...5V 1...5V	15 bits plus sign (bipolar)	145 mA @ 5.1V 75 mA @ 24V	8
1769-OF8C	8 outputs, single-ended	0...20 mA 4...20 mA	16 bits (unipolar)	140 mA @ 5.1V 145 mA @ 24V	8
1769-OF8V	8 outputs, single-ended	$\pm 10\text{V}$ 0...10V 0...5V 1...5V	16 bits plus sign (bipolar)	145 mA @ 5.1V 125 mA @ 24V	8

1769 Analog RTD and Thermocouple Modules

Cat. No.	Inputs/Outputs	Sensors Supported	Backplane Current	Power Supply Distance Rating
1769-IR6	6 RTD inputs	100, 200, 500, 1000 Ω Platinum 385 100, 200, 500, 1000 Ω Platinum 3916 120 Ω Nickel 618 120 Ω Nickel 672 10 Ω Nickel-iron 518 0...150 Ω 0...500 Ω 0...1000 Ω 0...3000 Ω	100 mA @ 5.1V 45 mA @ 24V	8
1769-IT6	6 thermocouple inputs	Thermocouple types B, C, E, J, K, N, R, S, T $\pm 50\text{V}$ $\pm 100\text{V}$	100 mA @ 5.1V 45 mA @ 24V	8 ⁽¹⁾

(1) To reduce the effects of electrical noise, install the 1769-IT6 module at least two slots away from the AC power supplies.

1769 Communication and Specialty Modules

Cat. No.	Description	Backplane Current	Power Supply Distance Rating
1769-AENTR	The adapter connects 1769 I/O modules to a linear or DLR network and uses two copper network ports to connect to the network.	500 mA @ 5V	5
1769-ARM	Use a 1769-ARM address reserve module to reserve module slots. After creating an I/O configuration and user program, you can remove and replace any I/O module in the system with a 1769-ARM module once you inhibit the removed module in the Logix Designer application.	60 mA @ 5.1V	8
1769-ASCII	The 1769-ASCII module, a general purpose two-channel ASCII interface, provides a flexible network interface to a wide variety of RS-232, RS-485, and RS-422 ASCII devices. The module provides the communication connections to the ASCII device.	425 mA @ 5.1V	4
1769-BOOLEAN	Use the 1769-BOOLEAN module in applications that require repeatability, such as material handling and packaging, when there is a requirement to activate an output based on an input's transition. If the Boolean expression is true, the output is directed to the ON state. If the Boolean expression is false, the output channel is directed to the OFF state. There are four operators that you can configure as OR, AND, XOR, or none.	220 mA @ 5.1V	8