








Locking Attachments

	Description	Type	Pkg. Quantity	Cat. No.
 <i>Cat. No. 800F-AFL1</i>	Locking Attachments are used to lock push button in the depressed position. -N.C. contacts are open -N.O. contacts may or may not be open -N.C.L.B. contacts may or may not be closed -N.O.E.M contacts are closed	Flush momentary, non-illuminated	1	800F-AFL1
 <i>Cat. No. 800F-AEL1</i>		Extended momentary, non-illuminated		800F-AEL1
 <i>Cat. No. 800F-AML1</i>		Momentary mushroom		800F-AML1
 <i>Cat. No. 800F-AML2</i>		Maintained mushroom		800F-AML2
	Description	Lock Position	Pkg. Quantity	Cat. No.
 <i>Cat. No. 800F-ASL2L</i>	Selector Switch Locking Attachment Locks standard knob selector switch in specified position	2-position selector switches, left lock	1	800F-ASL2L
		3-position selector switches, center lock		800F-ASL3C
 <i>Cat. No. 800F-ASL23A</i>	Selector Switch Locking Attachment Ability to put two locks on standard knob selector switch.	2- or 3-position selector switches, all positions		800F-ASL23A
	Description	Type	Pkg. Quantity	Cat. No.
 <i>Cat. No. 800F-AL01</i>	Locking Cover Used on flush, extended and guarded momentary and alternate action operators, and standard knob selector switch operators.	—	1	800F-AL01