













Guards

	Description	Type	Cat. No.
 Cat. No. 800T-N13	Bul. 800T Push Button Guards Momentary push button guards to reduce the risk of accidental operation.	1 in. guard for non-illuminated	800T-N13
		1/2 in. guard for non-illuminated	800T-N143
		1-1/2 in. guard for illuminated	800T-N93
		1-1/2 in. guard for non-illuminated with locking attachment	800T-N39
 Cat. No. 800H-N152	Bul. 800H Illuminated Push Button Guard This guard provides additional protection against accidental operation of the push button unit. 1-1/2 in. (38.1 mm) guard for illumination units.		800H-N152
 Cat. No. 800T-N226	Bul. 800T 18 mm Guard Provides side protection for 18 mm pilot lights.		800T-N226
 Cat. No. 800H-N153	Bul. 800H Stainless Steel Guard Used on non-illuminated push buttons that have protective boots as shown on page 10-39.		800H-N153
 Cat. No. 800T-N129	Bul. 800T Mushroom Push Button Guards Momentary mushroom guards for standard and jumbo mushroom push buttons. Reduces the risk of accidental operation.	Standard guard	800T-N129
		Standard guard with set screw	800T-N165
		Jumbo guard	800T-N151
		Jumbo guard with set screw	800T-N154
	Description	Type of Finish	Cat. No.
 Cat. Nos. 800T-N310 and 800T-NX1320	Bul. 800T/H Protective Guard Protective ring for Bul. 800T 2-position push-pull operators. Illuminated or non-illuminated. Often used to avoid unintentional tripping of E-stop operators. This guard is used with standard size button (40 mm dia.).	Stainless steel	800T-N310
		Black	800T-NX1320
	Description	Operator Size	Cat. No.
 Cat. No. 800T-N310J	Bul. 800T/H Jumbo Protective Guard Protective ring for Bul. 800T 2-position push-pull operators. Illuminated or non-illuminated. Often used to avoid unintentional tripping of E-stop operators.	60 mm (Jumbo)	800T-N310J
		63 mm	800T-N310L
 Cat. No. 800T-N381	Bul. 800T/H Protective Guard Protective ring for Bul. 800T trigger action E-stop operators.	45 mm	800T-N381
		60/63 mm	800T-N381L
 Cat. No. 800T-N339	Bul. 800T/H Ramp Guard For Bul. 800T/800H 2- and 3-position illuminated and non-illuminated push-pull units. Standard size button only (40 mm dia.).		800T-N339

Replacement Lamps

Pilot Lights, Illuminated Push Buttons, Illuminated Push-Pull, Illuminated Push-Pull/Twist to Release, and Illuminated Selector Switches

Lamp	Type	Current, Typical	Lamp Voltage	ANSI No.	Catalog Voltage Code	Cat. No.
	Full Voltage Transformer	150 mA/250 mA	6.3V AC	755/1866	6, 16, 26, 36, 46, 56, 76	* 800T-N65
		80 mA	14V AC/DC	756	12	* 800T-N141
	Full Voltage	70 mA	24V AC/DC	757	24	* 800T-N157
		50 mA	48V AC/DC	1835	48	* 800T-N365
		22 mA	120V AC/DC	949	10, 11	* 800T-N169
	Flashing	150 mA	6V AC/DC	267	6	* 800T-N212
		57 mA	24V AC/DC	24 MB	24	* 800T-N180
	Dual Input Diode	21 mA	120V AC	90 MB	16	* 800T-N261
Neon 	—	2 mA	120V AC/DC	B2A	10, 20	609-N9
Lamp	Type	Current, Typical*	Lamp Voltage	Leakage Current	Code	Cat. No.*
	Universal	13 mA @ 24V DC 8.5 mA @ 120V AC†	3V‡	3 mA	2	800T-N376x
	Transformer	60	6V	14 mA	16, 26, 46, 56	800T-N377x


* Item is sold in multiples of 5. Order quantity of 5 to receive package of 5 pieces.

* To complete the cat. no. replace the x with the first letter of the desired color: **Green**, **Red**, or **White**.

† Typical current consumption values indicated are relative to the input of the power module.

‡ Lamp is intended for use with power module Cat. No. 800TC-N374 which has an input voltage rating of 12 ...130V AC/DC.

Legacy LED Lamps*

Lamp	Type	Current, Typical>	Lamp Voltage	Leakage Current	Catalog Voltage Code	Cat. No.*
	Full Voltage	13 mA/22 mA	12V AC/DC	3 mA	12	800T-N362x
		20 mA/21 mA	24V AC/DC	3 mA	24	800T-N319x
		12 mA/17 mA	32V AC/DC	3 mA	32	800T-N363x
		9 mA/14 mA	48V AC/DC	3 mA	48	800T-N364x
		3.3 mA/6 mA	120V AC	—	10	800T-N320x
		4.5 mA/6.2 mA	130V AC/DC	3 mA	13	800T-N321x
	Transformer	50 mA	6V AC	14 mA	6, 16, 26, 36, 46, 56, 76	800T-N318x
	Flashing	18 mA	24V AC/DC	—	N/A	+ 800T-N319Fx

* In full voltage applications, these lamps are intended to be used with power module Cat. No. 800T-N330.



† All LEDs except 120V have an internal shunt resistor for use with solid-state outputs. LEDs will not illuminate below listed leakage current.

> Typical current draw varies with LED color. The first mA value is for a green or blue LED and the second mA value is for a red or amber LED.

* To complete the cat. no. replace the x with the first letter of the desired color: **Amber**, **Green**, **Red**, **Blue**, or **White**. White LEDs only available in 6V, 24V, 120V, and 130V.

+ Flashing rate is 2 Hz.

Cluster Pilot Lights

Lamp	Type	Current, Typical	Lamp Voltage	ANSI No.	Cat. No.*
	Full Voltage Transformer	195 mA	6V AC/DC	381	800T-N258
	Full Voltage	73 mA	12V AC/DC	382	800T-N259
		37 mA	24V AC/DC	387	800T-N260
Lamp	Type	Current, Typical	Lamp Voltage	Polarity	Cat. No.*
	Full Voltage Transformer	45 mA	6V AC/DC	Positive	800T-N340x
	Full Voltage	36 mA	12V AC/DC	Positive	800T-N341x
		14 mA	28V AC/DC	Bi-Polar	¹¹ 800T-N80x

* Item is sold in multiples of 5. Order quantity of 5 to receive package of 5 pieces.

* To complete the cat. no., replace the x with the first letter of the desired color: **Amber**, **Green**, or **Red** only.

¹¹For use with 24V AC/DC rated devices.

Replacement Keys for Cylinder Lock 2-, 3-, and 4-Position Selector Switches (800T only)

Cylinder Lock Key Option Code	Series Key Number	Cat. No.	Cylinder Lock Key Option Code	Series Key Number	Cat. No.
Blank (standard key)	D018 (standard key)	X-181170	15	T112*	40269-087-01
03	D020*	X-307922	16	T115*	40269-087-02
04	D025*	X-307923	17	T324*	40269-087-03
05	D335*	X-307924	18	T382*	40269-087-04
06	D429*	X-307925	19	T404*	40269-087-05
07	D461*	X-307926	20	T171*	40269-087-06
08	D111*	X-307927	21	T484*	40269-087-07
09	D587*	X-307928	22	T547*	40269-087-08
10	D682*	X-307929	23	T569*	40269-087-09
11	D713*	X-307930	24	T692*	40269-087-10
12	D900*	X-307931	25	T752*	40269-087-11
13	D992*	X-307932	26	T178*	40269-087-12
14	D118*	X-307933			

* Uses master key DM81, AB Cat. No. X-433358.

* Uses master key 15T, AB Cat. No. X-433359.

Replacement Keys for Push Button Switches with Cylinder Locks (800T only)

Lock Key Option Code			Series Key Number	Cat. No.
Spring Bolt	Dead Bolt A	Dead Bolt B		
Blank (standard key)	Blank (standard key)	Blank (standard key)	E158 (standard key)	X-144218
44	32	20	E109	X-386233
45	33	21	E131	X-386234
46	34	22	E100	X-386235
47	35	23	E115	X-386236
48	36	24	E120	X-386237
49	37	25	E104	X-386238
50	38	26	E108	X-386239
51	39	27	E132	X-386240
52	40	28	E144	X-386241
53	41	29	E157	X-386242
54	42	30	E101	X-386243
55	43	31	E102	40274-250-01
66	61	56	E106	40274-250-07
67	62	57	E111	40274-250-02
68	63	58	E117	40274-250-14
69	64	59	E125	40274-250-21
70	65	60	E130	40274-250-26