



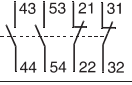
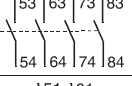








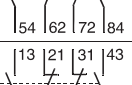
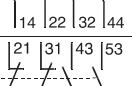
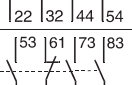
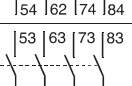
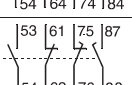



Mini-Contactors and Contactors

Accessories

Accessories

	Description	Diagram	For use with	Allen-Bradley Cat. No.	Sprecher+Schuh Type Ref.	
	Auxiliary contact blocks <ul style="list-style-type: none"> Terminal marking according to EN 50011. Contacts compatible with electronics, fail-safe linkage Fitted to contactor without tools 		100-M...3, 100-M...4 CA 4...10, CA 4-M40	195-MB02	CA 4-P-02	
			all 100-M / CA 4	195-MB11	CA 4-P-11	
			all 100-M / CA 4	195-MA20	CS 4-P-20	
			100-M...3, 100-M...4 / CA 4...10, CA 4-M40	195-MB22	CA 4-P-22	
			all 100-M / CA 4	195-MA40	CS 4-P-40	
 	Auxiliary contact blocks for front installation ③ <ul style="list-style-type: none"> 2 and 4 poles Quick and easy mounting without tools Contacts compatible with electronics Mutual positive guidance with the main contactor poles (except for L types) Models with equal function with several terminal numbering choices <p>L = late break / early make</p>		all 100-C	100-FA02	—	
			all 100-C	100-FA11	☆	—
			C30®00...C85®00	100-FB11	☆	—
			C09®10...C23®10 C09®01...C23®01	100-FC11	☆	—
			all 100-C	100-FA20	—	
			C30®00...C85®00	100-FBL11	—	
			all 100-C	100-FA22	☆	—
			C30®00...C85®00	100-FB22	☆	—
			C09®10...C23®10 C09®01...C23®01	100-FC22	☆	—
			all 100-C	100-FA31	—	
			all 100-C	100-FA40	—	
			all 100-C	100-FAL22	—	

☆