


Interlock Switches

Non contact Switches

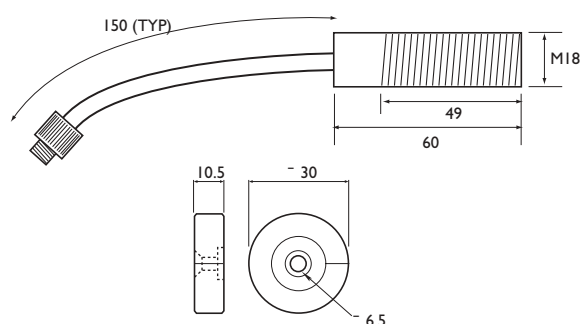
18mm Proximity Style

Product Selection

Safety Contacts	Auxiliary Contacts	Connection	Catalogue Number
2 N.C.	None	4-Pin Pico QD	440N-S32099
		4-Pin Micro QD	440N-S_____
		3m Cable	440N-S_____
		10m Cable	440N-S_____
Actuator			440N-A32100
 Mating Cable	4-pin pico straight 2m. See page 3-87 in the <i>On-Machine™ Connectivity</i> catalog (M115-CA001A-EN-P) for details and additional lengths.		889P-F4AB-2

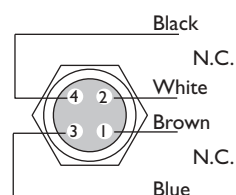
Note: Contacts are described with the guard door closed, that is, actuator in place.

Approximate Dimensions—mm (inches)



Dimensions are not intended to be used for installation purposes.

Typical Wiring Diagrams



Application Details

See page 3-54 for operating principles and mounting examples.

Sipha S3 - Extended Misalignment (XY & XZ are Symmetric)

