



Operating Shafts




	Description	For Use With	Operating Shaft Length	Cat. No.
	Extension shaft, Standard length	140U-P*, 194R-P*, and 194R- P*T handles	12 in. (30.48 cm)	194R-S1
			21 in. (53.34 cm)	194R-S2
	Extension shaft, Standard length	Bul. 194R-HM handles for • IEC Non-fused disconnect switches: 125...630 A • IEC Fused disconnect switches: 100...400 A • UL Disconnect switches: 100...400 A	12.6 in. (320 mm)	194R-R7
	Extension Shaft, Extended length		22.8 in. (580 mm)	194R-R8
	Extension shaft, Standard length	Bul. 194R-HM handles for • IEC Non-fused disconnect switches: 800...1250 A • UL Non-fused disconnect switches: 600...1200A	12.6 in. (320 mm)	194R-R9
	Extension Shaft, Extended length		22.0 in. (560 mm)	194R-R10
	Extension shaft, Standard length	Bul. 194R-HM handles for • IEC Fused disconnect switches: 630...1250 A • UL Fused disconnect switches: 600...800 A	12.6 in. (320 mm)	194R-R11
	Extension Shaft, Extended length		22.0 in. (560 mm)	194R-R12

NFPA 79 Internal Operating Handle with Shaft

An internal handle that permits operation of the disconnect switch when the panel door is open, in compliance with NFPA 79.

	Description	For Use With	Operating Shaft Length	Cat. No.
	NFPA 79 internal operating handle with shaft	140U-P*, 194R-P*, and 194R-P*T handles	12 in. (30.48 cm)	194R-N1
			21 in. (53.34 cm)	194R-N2
		100 . . . 400 A UL fused disconnect switches	12.6 in. (320 mm)	194R-HM4-NFPA1
			22 in. (560 mm)	194R-HM4-NFPA3
		600 . . . 800 A UL fused disconnect switches	12.6 in. (320 mm)	194R-HM4-NFPA2
			22 in. (560 mm)	194R-HM4-NFPA4

Terminal Shields

	Description	For Use With	No. of Poles	Mounting Position	Disconnect Switch Dim. Ref.	Qty Required per Disconnect Switch	Pkg. Qty	Cat. No.
	30 A IP20 Terminal Shroud (three terminals)	—	—	—	A1, A2	2	2	194R-30-C3
	60 A IP20 Terminal Shroud (three terminals)	—	—	—	B1, B2	2	2	194R-60-C3
	30 A IP20 Terminal Shroud (one terminal)	—	—	—	A1, A2	2	2	194R-30-C1
	60 A IP20 Terminal Shroud (one terminal)	—	—	—	B1, B2	2	2	194R-60-C1
	Terminal Shield	IEC Non-fused switches, 125 . . . 160 A	3	line or load side	F1	2	3	194R-LNC7
			4			2	4	194R-LNC8
		IEC Non-fused switches, 250 A	3		F2	2	3	194R-LNC9
			4			2	4	194R-LNC10
		IEC Non-fused switches, 400 . . . 630 A	3		F3	2	3	194R-LNC11
			4			2	4	194R-LNC12