


# Molded Case Circuit Breakers

## Accessories



### Phase Barriers

- Provides additional clearance when special connections that extend beyond the frame of the MCCB are used.
- Frames G, H, I, J, and K are supplied with 25 mm barriers as standard.

 <p><b>Representative Photo</b></p>	Frame Size	Length	3-Pole Cat. No. (Pkg. Qty. 4)	4-Pole Cat. No. (Pkg. Qty. 6)
	G, I	1 in. (25 mm)	140G-G-PB3M	140G-G-PB4M
		4 in. (100 mm)	140G-G-PB3L	140G-G-PB4L
		8 in. (200 mm)	140G-G-PB3H	140G-G-PB4H
	H, J	1 in. (25 mm)	140G-H-PB3M	140G-H-PB4M
		4 in. (100 mm)	140G-H-PB3L	140G-H-PB4L
		8 in. (200 mm)	140G-H-PB3H	140G-H-PB4H
	K, N, NS	4 in. (100 mm)	140G-K-PB3L	140G-K-PB4L
		8 in. (200 mm)	140G-K-PB3H	140G-K-PB4H
	M	4 in. (100 mm)	140G-M-PB3L	140G-M-PB4L
	R	4 in. (100 mm)	140G-R-PB3L	140G-R-PB4L
		8 in. (200 mm)	140G-R-PB3H	140G-R-PB4H

### Terminal Covers

- Provide IP40 finger protection against accidental contact with live parts.
- Terminal covers are pre-punched to ease installation.
- Supplied as standard with the selection of multiple cable terminal lugs.

 <p><b>Representative Photo</b></p>  <p><b>Representative Photo</b></p>	Frame Size	Height	3-Pole Cat. No. (Pkg. Qty. 2)	4-Pole Cat. No. (Pkg. Qty. 2)
	G	0.08 in. (2 mm)	140G-G-TC3L	140G-G-TC4L
		2 in. (50 mm)	140G-G-TC3H	140G-G-TC4H
	H	0.08 in. (2 mm)	140G-H-TC3L	140G-H-TC4L
		2 in. (50 mm)	140G-H-TC3H	140G-H-TC4H
	I	0.08 in. (2 mm)	140G-I-TC3L	140G-I-TC4L
		2.36 in. (60 mm)	140G-I-TC3H	140G-I-TC4H
	J	0.08 in. (2 mm)	140G-J-TC3L	140G-J-TC4L
		2.36 in. (60 mm)	140G-J-TC3H	140G-J-TC4H
	K	0.08 in. (2 mm)	140G-K-TC3L	140G-K-TC4L
		2.36 in. (60 mm)	140G-K-TC3H	140G-K-TC4H
	M	0.08 in. (2 mm)	140G-M-TC3L	140G-M-TC4L
		2.36 in. (60 mm)	140G-M-TC3H	140G-M-TC4H
	N, NS	0.1 in. (2.5 mm)	140G-N-TC3L	140G-N-TC4L
		2.76 in. (70 mm)	140G-N-TC3H	140G-N-TC4H

### Variable Depth Rotary Operating Kits



#### Rotary, Variable Depth Operators

- Supplied with external handle, operating shaft, and MCCB mounted operating mechanism.
- Refer to page 56 to select as components.
- Frames G, H, I, and J use a Bul. 140U P-style handle.
- Frames K, M, and N use a Bul. 140U medium style handle.

	Frame Size	Handle Color	Shaft Length	Cat. No.
 <b>Representative Photo</b>	G, I	Black	12 in. (30.48 mm)	140G-G-RVM12B
		Red/Yellow		140G-G-RVM12R
		Black	21 in. (53.34 mm)	140G-G-RVM21B
		Red/yellow		140G-G-RVM21R
	H, J	Black	12 in. (30.48 mm)	140G-H-RVM12B
		Red/yellow		140G-H-RVM12R
		Black	21 in. (53.34 mm)	140G-H-RVM21B
		Red/yellow		140G-H-RVM21R
 <b>Representative Photo</b>	K	Black	12.6 in. (320 mm)	140G-K-RVM12B
		Red/yellow		140G-K-RVM12R
		Black	22.8 in. (580 mm)	140G-K-RVM21B
		Red/yellow		140G-K-RVM21R
	M	Black	12.6 in. (320 mm)	140G-M-RVM12B
		Red/yellow		140G-M-RVM12R
		Black	22.8 in. (580 mm)	140G-M-RVM21B
		Red/yellow		140G-M-RVM21R
	N	Black	12.6 in. (320 mm)	140G-N-RVM12B
		Red/yellow		140G-N-RVM12R
		Black	22.8 in. (580 mm)	140G-N-RVM21B
		Red/yellow		140G-N-RVM21R

#### Rotary, Variable Depth Operators with Internal NFPA 79 Operating Handle


- Supplied with external handle, NFPA handle with operating shaft, support bracket, and MCCB mounted operating mechanism.
- Refer to page 58 to select as components.
- Frames G, H, I, and J use a Bul. 140U P-style handle.
- Frames K, M, and N use a Bul. 140U medium style handle.


	Frame Size	Handle Color	Shaft Length	Cat. No.
 <b>Representative Photo</b>	G, I	Black	12 in. (30.48 mm)	140G-G-NVM12B
		Red/yellow		140G-G-NVM12R
		Black	21 in. (53.34 mm)	140G-G-NVM21B
		Red/yellow		140G-G-NVM21R
	H, J	Black	12 in. (30.48 mm)	140G-H-NVM12B
		Red/yellow		140G-H-NVM12R
		Black	21 in. (53.34 mm)	140G-H-NVM21B
		Red/yellow		140G-H-NVM21R
 <b>Representative Photo</b>	K	Black	12.6 in. (320 mm)	140G-K-NVM12B
		Red/yellow		140G-K-NVM12R
		Black	22.8 in. (580 mm)	140G-K-NVM21B
		Red/yellow		140G-K-NVM21R
	M	Black	12.6 in. (320 mm)	140G-M-NVM12B
		Red/yellow		140G-M-NVM12R
		Black	22.8 in. (580 mm)	140G-M-NVM21B
		Red/yellow		140G-M-NVM21R
	N	Black	12.6 in. (320 mm)	140G-N-NVM12B
		Red/yellow		140G-N-NVM12R
		Black	22.8 in. (580 mm)	140G-N-NVM21B
		Red/yellow		140G-N-NVM21R


# Molded Case Circuit Breakers


## Accessories

### Variable Depth Rotary Components

 <b>Representative Photo</b>	Description	Handle Color	Frame Size	Cat. No.
	<ul style="list-style-type: none"> <li>P-style handle for G, H, I, and J frames</li> <li>Medium handles for K, M, and N frames</li> <li>Rated 3/3R/4/4X/12</li> <li>Accepts 3 padlocks</li> </ul>	Black/Grey	G, H, I, J	140U-PB
		Red/Yellow		140U-PY
		Black/Grey	K, M, N	140U-HM4
		Red/Yellow		140U-HM4E

 <b>Representative Photo</b>	Description	Shaft Length	Frame Size	Cat. No.
	Extension Shaft	12 in. (305 mm)	G, H, I, J	194R-S1
		21 in. (533 mm)		194R-S2
		12 in. (305 mm)	K, M, N	140U-R5
		21 in. (533 mm)		140U-R6

 <b>Representative Photo</b>	Description	Shaft Length	Frame Size	Cat. No.
	<b>NFPA 79 internal operating handle with shaft</b> Internal handle permits operation of the molded case circuit breaker when the door is open in compliance with NFPA 79.	12 in. (305 mm)	G, H, I, J	140G-N1
		21 in. (533 mm)		140G-N2
		12 in. (305 mm)	K, M, N	140G-N7
		21 in. (533 mm)		140G-N8


 <b>Representative Photo</b>	Description	Frame Size	Cat. No.
	<b>Rotary, Variable Depth Operating Mechanism</b> <ul style="list-style-type: none"> <li>Direct molded case circuit breaker mount</li> <li>G, H, I, and J frame use 194R-S1 or 194R-S2 shafts (140G-N1 or 140G-N2 NFPA)</li> <li>K, M, and N frames use 194R-R7 or 194R-R8 shafts (140G-R7 or 140G-R8 NFPA)</li> <li>Shaft secured with set screw or cotter pin</li> </ul>	G, I	140G-G-RMX
		H, J	140G-H-RMX
		K	140G-K-RMX
		M	140G-M-RMX
		N	140G-N-RMX

Description	Frame Size	Cat. No.
<b>Support Bracket</b> Supplied as standard with NFPA variable depth operator kits	G, H, I, J	140G-G-OSB
	K	140G-K-OSB
	M	140G-M-OSB
	N	140G-N-OSB

### Auxiliary Contacts for Handle Mechanism Mounting

Suitable for:

- 140G-G-RMB, -RMY, RMX
- 140G-H-RMB, -RMY, RMX
- 140G-K-RMB, -RMY, RMX
- 140G-M-RMB, -RMY, RMX

 <b>Representative Photo</b>	Description	Pkg. Qty	Frame Size	Cat. No.
	Early Make Handle Auxiliary Contact Open 400V	2	G, H, I, J	140G-G-EAM1B
	Early Break Handle Auxiliary Contact Close 400V	2		140G-G-EAB1B
	Early Make Handle Auxiliary Contact Close 250V	2	K	140G-K-EAM1A
			M	140G-M-EAM1A