




	Description	Busbar [mm]	Pkg. Qty.	Cat. No.
	<b>Busbar Support — Compact</b> 60 mm pole center spacing 3-pole with inside mounting holes (meets feeder circuit spacings per UL508A★ ) includes end cover	12 x 5 or 12 x 10	10	141A-CTU3
	<b>Busbar Support</b> 60 mm pole center spacing 3-pole with inside mounting holes (meets feeder circuit spacings per UL508A★ )	12, 20, 30 x 5 or 12, 20, 30 x 10	10	141A-TU3
	<b>Busbar Support</b> 60 mm pole center spacing 3-pole with inside mounting holes (approved for branch circuit applications per UL508)	12...30 x 5 or 12...30 x 10	10	141A-TR3
	<b>Busbar Support</b> 60 mm pole center spacing 4-pole with inside mounting holes			141A-TR4
	<b>Busbar Support</b> 1-pole (meets feeder circuit spacings per UL508A) includes PE and N labels	12, 20, 30 x 5 or 12, 20, 30 x 10	1	141A-TR1
	<b>Busbar Support with terminals</b> 60 mm pole center spacing Terminals for electrical connections 1.5...16 mm <sup>2</sup> (#16...6 AWG) 3-pole	12...30 x 5 or 12...30 x 10	10	141A-TR3F16
	Description	No. of Poles	Pkg. Qty.	Cat. No.
	<b>Double-T Busbar Support</b> For double-T busbars 60 mm spacing (meets feeder circuit spacings per UL 508A★ )	3-pole	3	141A-T13
		1-pole	10	141A-T11
	<b>Busbar End Cover</b> Prevents contact with the busbar ends and prevents busbars from sliding. The end cover can easily be clipped on the busbar support.	3-pole (for use with Cat. Nos. 141A-TU3 or 141A-TR3)	10	141A-TR3E
		4-pole (for use with Cat. No. 141A-TR4)		141A-TR4E
		3-Pole (for use with Cat. No. 141A-T13 double T busbar supports)	4	141A-T13E

★ To meet spacing requirement for UL508A, this product also requires support spacers or rear panel shroud.