




	Description		Busbar [mm]	Pkg. Qty.	Cat. No.
	<b>Terminal Cover</b> Finger protection when busbars supplied with single terminals. Attaches directly to busbars. Height: 180 mm, Width: 54 mm		12...30 x 5 or 12...30 x 10	1	141A-BK1
	<b>Terminal Cover Kit</b> Finger protection when bus bars are supplied by Cat. No. 141A-VU3300_ supply module Attaches directly to bus bars Height: 200 mm Depth: 90 mm		Width: 180 mm	1	141A-BK180
			Width: 228 mm	1	141A-BK228
	<b>Terminal Cover Components</b> Customized terminal cover width using end supports, front shroud and top/bottom shroud Shrouds can be cut to desired width Attaches directly to bus bars		Left and right support	1	141A-BKH
			Front shroud, 1100 mm	1	141A-BKC
	<b>Busbar Connector</b> System distance: 5...10 mm		12...20 x 5 or 12...20 x 10	12	141A-VC3A
	<b>Busbar Connector</b> System distance: 13...20 mm		20...30 x 5 or 20...30 x 10	6	141A-VC3B
	<b>Busbar Connector</b> System distance: 100...110 mm			3	141A-VC3D
	<b>Double-T Busbar Connectors</b> For connection of double-T busbar racks with same dimensions, Width: 150 mm		Double-T	3	141A-VC5G
	<b>Phase Separator</b> For UL installation of end-to-end busbar connections 3-pole, including two mounts For use with Busbar Connectors	For use with Cat. No. 141A-VC3A, -VC3B, -VC5E, -VC3C, -VC5F, -VC3D, -VC5G	Width: 105 mm	1	141A-PS105
			Width: 145 mm		141A-PS145
			Width: 200 mm		141A-PS200
	<b>Busbar Shroud Cover — Compact</b> 160 x 700 mm Covers all three busbars For use with Compact Busbar Supports, Cat. No. 141A-CTU3		12 x 5 or 12 x 10	2	141A-CBCF1
	<b>Busbar Shroud Holder — Compact</b> Two required per section of Busbar Shroud Cover For use with Busbar Shroud Cover — Compact, Cat. No. 141A-CBCF1			10	141A-CBCF1H
	<b>Busbar Shroud Cover</b> 200 x 1100 mm Covers all three busbars		12...30 x 5 or 12...30 x 10	2	141A-BCF1
	<b>Busbar Shroud Holder</b> Two required per section of Busbar Shroud Cover			10	141A-BCF1H
	<b>Single Pole Busbar Covers</b> Snap-on profile for single busbars for protection against electric shock. Length: 1 m, can be cut to length.		12...30 x 5	10	141A-BS5
			12...30 x 10		141A-BS10
	<b>Busbar Cover</b> For double-T busbars Length: 1 m; can be cut to length		—	5	141A-BCT1
	<b>Compartment Section</b> Fits to 141A-T13 double-T busbar supports Length: 2400 mm; can be cut to length	48 mm	Double-T	1	141A-BST48
	<b>Panel Busbar Shroud</b> Provides isolation between busbar and panel (required for feeder-circuit applications per UL 508A). For use with Cat. No. 141A-TU3 supports. 230 x 810 mm		All	2	141A-BCR
	<b>Panel Busbar Shroud</b> Provides isolation between busbar and panel (required for feeder-circuit applications per UL 508A). For use with Cat. No. 141A-CTU3 supports. 160 x 700 mm		12 x 5 or 12 x 10	2	141A-CBCR

	Description	Busbar [mm]	Pkg. Qty.	Cat. No.
	<b>Busbar Support Spacer — Compact</b> Fits under Compact Busbar Supports, Cat. No. 141A-CTU3 Adds 18 mm to the depth of the Busbar Support Fulfills phase-to-ground spacing requirements for UL508A applications Panel Busbar Shroud, Cat. No. 141A-BCR, not required	12 x 5 or 12 x 10	10	141A-CTS3
	<b>Busbar Support Spacer — Standard</b> Fits under Standard Busbar Supports, Cat. No. 141A-TU3 Adds 20 mm to the depth of the Busbar Support Fulfills phase-to-ground spacing requirements for UL508A applications Panel Busbar Shroud, Cat. No. 141A-BCR, not required	12, 20, 30 x 5 or 12, 20, 30 x 10	10	141A-TS3