
Bulletin	1492-J, -W	1492-L
Type	Screw Type Terminal Blocks	Spring-Clamp Terminal Blocks
Technology	Screw terminations are a time-proven method of wire connection. Their greatest advantage is the ability to land multiple wires to a single terminal, potentially saving panel space. Screw type blocks can often accept up to five solid or stranded wires per terminal. They also typically provide the best visual indication of the wire connection.	Compared to screw type terminations, spring clamp terminations can be a significantly faster method of connection and can often reduce wire connection time by 30...50%. Because the wire is under constant tension from the spring clamp, spring type terminations also produce very favorable results in high vibration applications.
Certifications	UR, CSA	UR, CSA
Standards Compliance	IEC, CE	IEC, CE
Product Types	<ul style="list-style-type: none"> • Mini blocks • Feed-through blocks • Multi-conductor blocks • Plug-in style blocks • Grounding blocks • Fuse blocks • Two level terminal blocks • Three-Level Sensor blocks • Electrical Component blocks • Isolation blocks 	<ul style="list-style-type: none"> • Mini blocks • Fuse blocks • Feed-through blocks • Grounding blocks • Multi-circuit blocks • Plug-in style blocks • Isolation blocks • Sensor blocks • Electrical component blocks
Product Selection	Page 12-6	Page 12-47

Certifications

Allen-Bradley terminal blocks generally have been designed to meet the requirements of one or more regulatory bodies. Most products have also been tested per additional standards. The following is a listing of some of the regulatory bodies and standards which apply to Allen-Bradley terminal block products. See the particular product description for information on specific certifications and ratings.



(Underwriters Laboratories) — Devices in this catalog with one of these ratings have been tested by Underwriters Laboratories and meet the requirements of one or more of the following United States Standards:

- UL 467 — Grounding and Bonding Equipment
- UL 486E — Equipment Wiring Terminals for Use with Aluminum and/or Copper Conductors
- UL 1059 — Standard for Terminal Blocks

Reference UL files E34648, E40735, E160646



(Underwriters Laboratories) — Devices in this catalog with this rating have been tested by Underwriters Laboratories and meet the requirements of the following Canadian Standard:

- CSA 22.2 No. 158 — Terminal Blocks

Reference UL file E40735



(Canadian Standards Association) — Devices in this catalog with this rating have been tested by the Canadian Standards Association and meet the requirements of the following Canadian Standard:

- CSA 22.2 No. 158 — Terminal Blocks

Reference CSA files LR67896



Terminal blocks listed in this catalog meet the requirements of the Low Voltage Directive put forth by the European Union. Devices have been tested and comply with one or more of the following European Norms:

- EN 60947-1 — Low Voltage Switchgear and Controlgear: General Rules
- EN 60947-7-1 — Low Voltage Switchgear and Controlgear: Terminal Blocks for Copper Conductors
- EN 60947-7-2 — Low Voltage Switchgear and Controlgear: Protective Conductor Terminal Blocks for Copper Conductors
- EN 60947-7-3 — Low Voltage Switchgear and Controlgear: Safety Requirements for Fuse Terminal Blocks



ATEX — Devices listed in this catalog with “ATEX” ratings meet the following European Norms per DEMKO or KEMA, Approval Certification Bodies for the European Union:

- EN 60079-7 — Electrical Apparatus for Potentially Explosive Atmospheres — General Requirements
- EN 60079-0 — Electrical Apparatus for Potentially Explosive Atmospheres — Increased Safety “e”

Contact your local Rockwell Automation sales office or Allen-Bradley distributor for a copy of the certificate.

Screw Connection Terminal Blocks

Certifications/Introduction

Ex e II — Many 1492-J, 1492-K, 1492-L, and 1492-W terminal blocks in this catalog meet the following Canadian Standards per Underwriters Laboratories:

CAN/CSA E 60079-7 — Electrical Apparatus for Explosive Atmospheres — Part 0 — General Requirements

CAN/CSA E 60079-0 — Electrical Apparatus for Explosive Atmospheres — Part 7 — Increased Safety “e”

These products are suitable for Class I, Zone 1 Hazardous Locations. Reference UL file E187022. Contact your local Allen-Bradley distributor for more information.

AEx e II — Devices listed in this catalog with an “AEx e II” rating meet the following United States Standard per Underwriters Laboratories:

- ANSI/UL 60079-0 and 60079-7 — Standard for Electrical Equipment for Use in Class I, Zone 0, 1, and 2 Hazardous (Classified) Locations

These products are suitable for Class I, Zone 1 Hazardous Locations. Reference UL file E187022. Contact your local Rockwell Automation sales office or Allen-Bradley distributor for more information.

Lloyd's Register — Many 1492-H, 1492-J, 1492-L, and 1492-W terminal blocks in this catalog have been certified for use in marine, off-shore, and industrial installations per the following standard:

- Lloyd's Register Test Specification No. 1:1996

Contact your local Rockwell Automation sales office or Allen-Bradley distributor for a copy of the certificate.

The Allen-Bradley Line of IEC Terminal Blocks... International Products for a Worldwide Marketplace

The Allen-Bradley Bulletin 1492-J line of internationally approved IEC style terminal blocks offers a wide range of features and benefits ideally suited for many industrial applications. The 1492-J line has been designed to meet the tough requirements of almost every industrial application. Functional, internationally approved, finger-safe, and cost-effective — the Allen-Bradley Bulletin 1492-J line.

Products Available in the Bulletin 1492 Screw Terminal Block Line

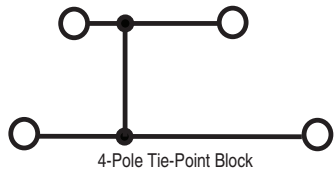
Our family of IEC terminal blocks consists of many different types of blocks, from general feed-through terminal blocks for control wiring to specialty blocks for grounding and isolating. We even offer thermocouple terminal blocks, specifically designed for temperature-dependent process control applications.

Products offered within the Bulletin 1492 Screw Terminal Block line include:

- **Feed-Through Blocks**, capable of accommodating #30...2/0 AWG (0.2...70 mm²) wire
- **Grounding Blocks** for grounding a given circuit to the DIN Rail
- **Mini Blocks** for applications where panel space is at a premium
- **Two-Level Blocks** that double circuit wiring density
- **Multi-Conductor Blocks** that allow splitting or joining of control circuits
- **Three-Level Sensor Blocks** for coordination of three-wire sensor groups
- **Isolation Blocks** for circuit isolation during testing and troubleshooting
- **Fuse Blocks**, with and without blown fuse indication, for easily integrated overcurrent protection
- **Electrical Component Blocks** that allow the insertion of fixed components into control circuits. Available components include resistors, diodes, surge suppression circuits, and shunt bars.

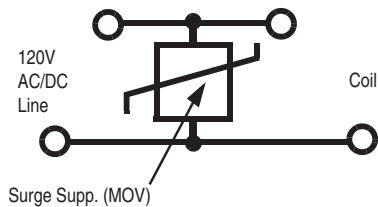
Tie-Point Block (Cat. No. 1492-JD3C)

Incorporates a shunt bar between the upper and lower current bars to provide a common point among all four terminals.



Surge Suppression Block (Cat. No. 1492-JD3SS)

Provides a convenient means of incorporating transient suppression for relays, contactors, and solenoids into a control system.



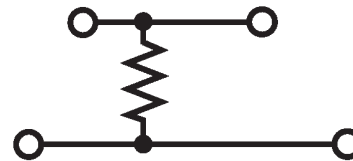
Diode Block (Cat. Nos. 1492-JD3DF, 1492-JD3DR)

Uses a 1N4007 diode between the upper and lower levels for insertion into a control circuit. This block is useful in low voltage DC control circuits for directioning and suppression.



Resistor Block (Cat. No. 1492-JD3RB, -JD3RC001)

Permits the introduction of a 10 Ω...4.75 MΩ resistor into a control circuit.



- **Return Blocks** that have both terminations on the same side of the terminal block allowing the rail to be mounted next to the wall of an enclosure
- **Plug-In Style Blocks** that allow the insertion of removable plugs into control circuits. Available plugs include a Disconnect Plug, a Fuse Plug, and a Component Plug which will accommodate various electrical components.
- **Thermocouple Terminal Blocks** (Types B, E, J, K, N, S, T) for temperature control applications
- A wide variety of **Snap-In Markers** for individual or group circuit identification
- Multi-pole insulated **Center Jumpers** which provide a convenient method of commoning control circuits

Materials and Design Features

The Bulletin 1492-J line is designed for safety, installation ease, and ruggedness. Features using these design criteria include the following:

- Tin-plated terminals and steel screws for corrosion resistance (Bulletin 1492-W terminal blocks have nickel-plated terminals and stainless steel screws)
- High copper content copper alloy for excellent conductivity
- Four-sided wire funnel guides for easy wire insertion
- Finger-safe housings to prevent accidental contact with live circuits
- International approvals for worldwide use
- DIN Rail (Cat. No. 199-DR1) mountability, allowing terminal blocks to be placed on the same channel as contactors, starters, relays, and other DIN Rail-mounted control devices
- Self-extinguishing, polyamide 6.6 housing material with UL 94-V0 flammability rating (Bulletin 1492-W terminal blocks have UL 94-V2 flammability rating)
- Backed out screws for fast wiring

Allen-Bradley spring-clamp terminal blocks generally have been designed to meet the requirements of one or more regulatory bodies. Most products have also been tested per additional standards. The following is a listing of some of the regulatory bodies and standards which apply to Allen-Bradley spring-clamp terminal block products. See the particular product description for information on specific certifications and ratings.



(Underwriters Laboratories) — Allen-Bradley spring-clamp terminal blocks with one of these ratings have been tested by Underwriters Laboratories and meet the requirements of one or more of the following United States Standards:

- UL 486E — Equipment Wiring Terminals for Use with Aluminum and/or Copper Conductors
- UL 1059 — Standard for Terminal Blocks

Reference UL file E40735



(Underwriters Laboratories) — Allen-Bradley spring-clamp terminal blocks with this rating have been tested by Underwriters Laboratories and meet the requirements of one or more of the following Canadian Standards:

- CSA 22.2 No. 158 — Terminal Blocks

Reference UL file E40735



(Canadian Standards Association) — Allen-Bradley spring-clamp terminal blocks with this rating have been tested by the Canadian Standards Association and meet the requirements of the following Canadian Standard:

- CSA 22.2 No. 158 — Terminal Blocks

Reference CSA files 677896



Allen-Bradley spring-clamp terminal blocks listed in this catalog meet the requirements of the Low Voltage Directive put forth by the European Union. Devices have been tested and comply with one or more of the following European Norms:

- EN 60947-1 — Low Voltage Switchgear and Controlgear: General Rules
- EN 60947-7-1 — Low Voltage Switchgear and Controlgear: Terminal Blocks for Copper Conductors
- EN 60947-7-2 — Low Voltage Switchgear and Controlgear: Protective Conductor Terminal Blocks for Copper Conductors
- EN 60947-7-3 — Low Voltage Switchgear and Controlgear: Safety Requirements for Fuse Terminal Blocks



ATEX — Devices listed in this catalog with “ATEX” ratings meet the following European Norms per DEMKO or KEMA, Approval Certification Bodies for the European Union:

- EN 60079-0 — Electrical Apparatus for Potentially Explosive Atmospheres — General Requirements
- EN 60079-7 — Electrical Apparatus for Potentially Explosive Atmospheres — Increased Safety “e”

Contact your local Allen-Bradley distributor for a copy of the certificate.

Ex e II — Bulletin 1492-L terminal blocks in this catalog meet the following Canadian Standards per Underwriters Laboratories:

- CAN/CSA E60079-7 — Electrical Apparatus for Explosive Atmospheres — Part 0 — General Requirements
- CAN/CSA E60079-0 — Electrical Apparatus for Explosive Atmospheres — Part 7 — Increased Safety “e”

These products are suitable for Class I, Zone 1 Hazardous Locations. Reference UL file E187022. Contact your local Allen-Bradley distributor for more information.

AEx e II — Allen-Bradley spring-clamp terminal blocks with an “AEx e II” rating meet the following United States Standard per Underwriters Laboratories:

- UL 2279 — Standard for Electrical Equipment for Use in Class I, Zone 0, 1, and 2 Hazardous (Classified) Locations

These products are suitable for Class I, Zone 1 Hazardous Locations. Reference UL file E187022. Contact your local Allen-Bradley distributor for more information.

Lloyd's Register — Bulletin 1492-L terminal blocks in this catalog have been certified for use in marine, off-shore, and industrial installations per the following standard:

- Lloyd's Register Test Specification No. 1:1996

Contact your local Allen-Bradley distributor for a copy of the certificate.

Spring-Clamp Connection Terminal Blocks

Introduction

The Allen-Bradley Line of Spring-Clamp Terminal Blocks...

The Bulletin 1492-L line of internationally approved spring-clamp IEC-style terminal blocks offers a variety of products that can make any application:

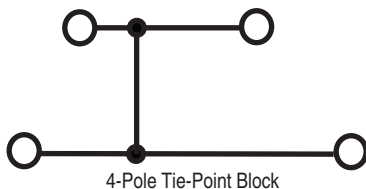
- Fast — Reduces wiring time by more than 50%
- Practical — Requires only a flat-head screwdriver for easy installation. Maintenance-free, no need to retighten
- Reliable — Secure contact is durable under extreme conditions such as high-vibration applications

Products Available in the 1492-L Spring-Clamp Line

- **Feed-Through Blocks**, accommodating wire sizes from #30...#2 AWG (0.2...35 mm²)
- **Grounding Blocks** for grounding a given circuit to the DIN Rail
- **Multi-Circuit Blocks** for doubling circuit wiring density
- **Isolation Blocks** for circuit isolation during testing and troubleshooting
- **Plug-In Style Terminal Blocks** accommodating component plugs, fuse plugs, and disconnect plugs
- **Sensor Blocks** for coordination of three-wire sensor groups with or without ground terminations
- **Electrical Component Blocks** which allow for the insertion of fixed components into control circuits. Components include diodes and surge suppression circuits

Tie-Point Block

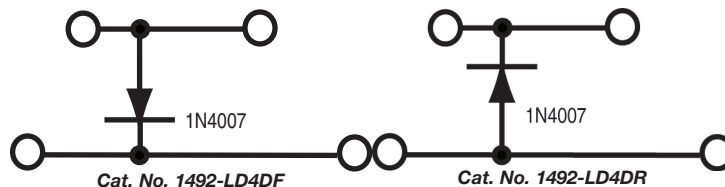
(Cat. Nos. 1492-LD2C, LD3C, LD4C)



Diode Block

(Cat. Nos. 1492-LD4DF, 1492-LD4DR)

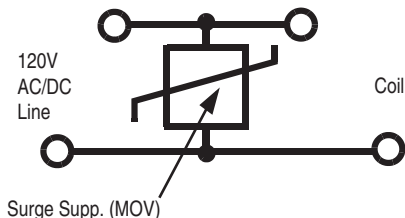
Uses a 1N4007 diode between the upper and lower levels for insertion into a control circuit. This block is useful in low voltage DC control circuits for directioning and suppression.



Surge Suppression Block

(Cat. No. 1492-LD4SS)

Provides a convenient means of incorporating transient suppression for relays, contactors and solenoids into a control system.



- **Test Blocks** for allowing a bank of pluggable terminal strips to be easily connected for test purposes
- A wide variety of snap-in markers are available for individual or group circuit identification
- A broad offering of accessories such as screwless end retainers, electrical warning plates, end barriers, protective stops and test plugs to provide exactly what the application requires
- Operating instructions (printed on an adhesive label), for fixing inside a panel
- **Mini-blocks** available in rail-mount or panel-mount configurations

Materials and Design Features

The 1492-L line is specially designed for safety, installation ease, and ruggedness. Features include:




- Tin-plated terminals and stainless steel spring clamps for resistance to corrosion and vibration
- Spring clamp design to minimize stress relaxation and maintain contact force, even under vibration
- Top wire entry for ease of installation
- Circuit testing with standard 2 mm diameter test probe or stackable test plugs on most spring-clamp blocks
- Insulation stops to ensure electrical connection when using smaller gauge wires
- Markers that are visible after terminal blocks are wired
- Multiple marking options
- Common profiles to minimize stocking of accessories
- Self-extinguishing, polyimide 6.6 housing materials with a flammability rating UL 94-V0 (1492-R terminal blocks have a UL 94-V2 flammability rating)
- Screwless center jumpers to simplify jumpering terminals together

Note: To ensure proper wire termination, these blocks are designed to accept only **one** wire per terminal.

www.ab.com/catalogs Preferred availability cat. nos. are **bold**.

Spring-Clamp Connection Terminal Blocks

Plug-in Style Blocks

	1492-LD32P			1492-LG31P			1492-LG3T1P		
<p>Dimensions are not intended to be used for manufacturing purposes. Note: Height dimension is measured from top of rail to top of terminal block.</p> 									
Specifications	Two-circuit terminal block with 1 fixed and 1 plug-in connection on each level. Plug-in connectors can be individual or grouped configurations.			Single-circuit grounding terminal block with 1 fixed and 1 plug-in connection.			Single-circuit grounding terminal block with 2 fixed and 1 plug-in connection.		
Certifications		CSA	IEC		CSA	IEC		CSA	IEC
Voltage Rating	300V AC/DC			500V AC/DC			—		
Maximum Current	20 A			24 A			Grounding		
Limited Rating - Voltage*	600V AC/DC			—			—		
Limited Rating - Current*	5 A			—			—		
Wire Range (Rated Cross Section)	26... 12 AWG			0.5...2.5 mm ²			26... 12 AWG		
Wire Strip Length	0.394 in (10 mm)			0.394 in (10 mm)			0.394 in (10 mm)		
Density (Blocks per ft/m)	59 pcs/ft (196 pcs/m)			59 pcs/ft (196 pcs/m)			59 pcs/ft (196 pcs/m)		
Housing Temperature Range	-58...+248 °F (-50...+120 °C)			-58...+248 °F (-50...+120 °C)			-58...+248 °F (-50...+120 °C)		
Terminal Blocks	Cat. No.	Pcs/Pkg		Cat. No.	Pcs/Pkg		Cat. No.	Pcs/Pkg	
Color	Grey	1492-LD32P	50	—	—	—	—	—	—
	Green/Yellow	—	—	1492-LG31P	50	—	1492-LG3T1P	50	—
Accessories	Cat. No.	Pcs/Pkg		Cat. No.	Pcs/Pkg		Cat. No.	Pcs/Pkg	
Mounting Rails									
1 m Symmetrical DIN (Steel)	199-DR1	10		199-DR1	10		199-DR1	10	
1 m Symmetrical DIN (Aluminum)	1492-DR5	10		1492-DR5	10		1492-DR5	10	
1 m Hi-Rise Sym. DIN (Aluminum)	1492-DR6	2		1492-DR6	2		1492-DR6	2	
1 m Angled Hi-Rise Sym. DIN (Steel)	1492-DR7	2		1492-DR7	2		1492-DR7	2	
End Barrier	Grey	1492-EBLD32P	50	—	—	—	—	—	—
	Yellow	—	—	1492-EBL31P-Y	50	—	1492-EBL3T1P-Y	50	—
End Anchors									
Screwless End Retainer	1492-ERL35	20		1492-ERL35	20		1492-ERL35	20	
DIN Rail - Normal Duty	1492-EAJ35	100		1492-EAJ35	100		1492-EAJ35	100	
Din Rail - Heavy Duty	1492-EAHJ35	50		1492-EAHJ35	50		1492-EAHJ35	50	
Jumpers									
Plug-in Center Jumper — 50 Pole	1492-CJLJ5-50	10		—	—		—	—	
Plug-in Center Jumper — 10 Pole	1492-CJLJ5-10	20		—	—		—	—	
Plug-in Center Jumper — 9 Pole	1492-CJLJ5-9	20		—	—		—	—	
Plug-in Center Jumper — 8 Pole	1492-CJLJ5-8	20		—	—		—	—	
Plug-in Center Jumper — 7 Pole	1492-CJLJ5-7	20		—	—		—	—	
Plug-in Center Jumper — 6 Pole	1492-CJLJ5-6	20		—	—		—	—	
Plug-in Center Jumper — 5 Pole	1492-CJLJ5-5	20		—	—		—	—	
Plug-in Center Jumper — 4 Pole	1492-CJLJ5-4	60		—	—		—	—	
Plug-in Center Jumper — 3 Pole	1492-CJLJ5-3	60		—	—		—	—	
Plug-in Center Jumper — 2 Pole	1492-CJLJ5-2	60		—	—		—	—	
Individual Plug-in Connector	Grey	1492-STP	50	—	—	—	—	—	—
	Green	1492-STP-G	50	1492-STP-G	50	—	1492-STP-G	50	—
Ganged Connector - Start Plug	Grey	1492-SBSTP	50	—	—	—	—	—	—
Ganged Connector - Middle Plug†	Grey	1492-GSTP	50	—	—	—	—	—	—
Ganged Connector - End Plug	Grey	1492-EBSTP	50	—	—	—	—	—	—
Plug-In Component Accessories									
Locking Element	Yellow	1492-STPLE	25	1492-STPLE	25	—	1492-STPLE	25	—
Coding Element	Yellow	1492-STPCE	50	1492-STPCE	50	—	1492-STPCE	50	—
Strain Relief	Yellow	1492-STPSR	25	1492-STPSR	25	—	1492-STPSR	25	—
Group Marking									
Rail Mount Group Marking Carrier	1492-GM35	25		1492-GM35	25		1492-GM35	25	
End Anchor Top Marker Carrier*	1492-GMC	50		1492-GMC	50		1492-GMC	50	
Cat. No. 1492-GMC Top Marker Tag	1492-M5X30(20/card)	5		1492-M5X30(20/card)	5		1492-M5X30(20/card)	5	
Marking Systems									
Snap-in Marker Cards	1492-MR5X12 (120/card)	5		1492-MR5X12 (120/card)	5		1492-MR5X12 (120/card)	5	
Snap-In Marker Cards	1492-MR5X8 (120/card)	5		1492-MR5X8 (120/card)	5		1492-MR5X8 (120/card)	5	

* The Bulletin 1492-GMC marker carrier installs directly on the top of a 1492-EAJ35 end anchor or a 1492-ERL35 end retainer for group marking purposes.

* Blocks contain dual UL/CSA listings and can be used at 300V with a 20 A rating or 600V with a 5 A rating.

† For ganged configurations greater than 2, use multiple 1492-GSTP plug-in blocks.



Spring-Clamp Connection Terminal Blocks

Flexible Plug-In Connection Blocks

	1492-L31P			1492-L3T1P			1492-L3Q2P		
Dimensions are not intended to be used for manufacturing purposes. Note: Height dimension is measured from top of rail to top of terminal block.									
Specifications	Single circuit terminal block with 1 fixed and 1 plug-in connection. Plug-in connectors can be individual or grouped configurations.			Single circuit terminal block with 2 fixed and 1 plug-in connection. Plug-in connectors can be individual or grouped configurations.			Single circuit terminal block with 2 fixed and 2 plug-in connections. Plug-in connectors can be individual or grouped configurations.		
Certifications		CSA	IEC		CSA	IEC		CSA	IEC
Voltage Rating	300V AC/DC		500V AC/DC	300V AC/DC		500V AC/DC	300V AC/DC		500V AC/DC
Maximum Current	20 A		24 A	20 A		24 A	20 A		24 A
Limited Rating - Voltage*	600V AC/DC		—	600V AC/DC		—	600V AC/DC	—	—
Limited Rating - Current*	5 A		—	5 A		—	5 A	—	—
Wire Range (Rated Cross Section)	#26...12 AWG		0.5...2.5 mm ²	#26...12 AWG		0.5...2.5 mm ²	#26...12 AWG		0.5...2.5 mm ²
Wire Strip Length	0.394 in. (10 mm)			0.394 in. (10 mm)			0.394 in. (10 mm)		
Density	59 pcs/ft (196 pcs/m)			59 pcs/ft (196 pcs/m)			59 pcs/ft (196 pcs/m)		
Housing Temperature Range	-58...+248 °F (-50...+120 °C)			-58...+248 °F (-50...+120 °C)			-58...+248 °F (-50...+120 °C)		
Terminal Blocks	Cat. No.	Pkg Qty.		Cat. No.	Pkg Qty.		Cat. No.	Pkg Qty.	
Color	Grey	1492-L31P	50	1492-L3T1P	50	1492-L3Q2P	50		
Accessories	Cat. No.	Pkg Qty.		Cat. No.	Pkg Qty.		Cat. No.	Pkg Qty.	
Mounting Rails									
1 m Symmetrical DIN (Steel)		199-DR1	10	199-DR1	10	199-DR1	10		
1 m Symmetrical DIN (Aluminum)		1492-DR5	10	1492-DR5	10	1492-DR5	10		
1 m Hi-Rise Symmetrical DIN (Aluminum)		1492-DR6	2	1492-DR6	2	1492-DR6	2		
1 m Angled Hi-Rise Sym. DIN (Steel)		1492-DR7	2	1492-DR7	2	1492-DR7	2		
End Barrier	Grey	1492-EBL3Q2P	50	1492-EBL3T1P	50	1492-EBL3Q2P	50		
	Yellow	1492-EBL31P-Y	50	1492-EBL3T1P-Y	50	-	-		
End Anchors									
Screwless End Retainer		1492-ERL35	20	1492-ERL35	20	1492-ERL35	20		
DIN Rail — Normal Duty		1492-EAJ35	100	1492-EAJ35	100	1492-EAJ35	100		
DIN Rail — Heavy Duty		1492-EAHJ35	50	1492-EAHJ35	50	1492-EAHJ35	50		
Jumpers									
Plug-In Center Jumper — 50-pole		1492-CJLJ5-50	10	1492-CJLJ5-50	10	1492-CJLJ5-50	10		
Plug-In Center Jumper — 10-pole		1492-CJLJ5-10	20	1492-CJLJ5-10	20	1492-CJLJ5-10	20		
Plug-In Center Jumper — 9-pole		1492-CJLJ5-9	20	1492-CJLJ5-9	20	1492-CJLJ5-9	20		
Plug-In Center Jumper — 8-pole		1492-CJLJ5-8	20	1492-CJLJ5-8	20	1492-CJLJ5-8	20		
Plug-In Center Jumper — 7-pole		1492-CJLJ5-7	20	1492-CJLJ5-7	20	1492-CJLJ5-7	20		
Plug-In Center Jumper — 6-pole		1492-CJLJ5-6	20	1492-CJLJ5-6	20	1492-CJLJ5-6	20		
Plug-In Center Jumper — 5-pole		1492-CJLJ5-5	20	1492-CJLJ5-5	20	1492-CJLJ5-5	20		
Plug-In Center Jumper — 4-pole		1492-CJLJ5-4	60	1492-CJLJ5-4	60	1492-CJLJ5-4	60		
Plug-In Center Jumper — 3-pole		1492-CJLJ5-3	60	1492-CJLJ5-3	60	1492-CJLJ5-3	60		
Plug-In Center Jumper — 2-pole		1492-CJLJ5-2	60	1492-CJLJ5-2	60	1492-CJLJ5-2	60		
Other Accessories									
Test Adapter		1492-TPL5P	25	1492-TPL5P	25	1492-TPL5P	25		
Individual Plug-in Connector	Grey	1492-STP	50	1492-STP	50	1492-STP	50		
	Green	1492-STP-G	50	1492-STP-G	50	1492-STP-G	50		
Ganged Connector Start Plug	Grey	1492-SBSTP	50	1492-SBSTP	50	1492-SBSTP	50		
Ganged Connector Middle Plug†	Grey	1492-GSTP	50	1492-GSTP	50	1492-GSTP	50		
Ganged Connector End Plug	Grey	1492-EBSTP	50	1492-EBSTP	50	1492-EBSTP	50		
Plug-in Component Accessories									
Locking Element - Yellow		1492-STPLE	25	1492-STPLE	25	1492-STPLE	25		
Coding Element - Yellow		1492-STPCE	50	1492-STPCE	50	1492-STPCE	50		
Strain Relief - Yellow		1492-STPSR	25	1492-STPSR	25	1492-STPSR	25		
Marking Systems									
Snap-In Marker Cards		1492-MR5X12 (120/card)	5	1492-MR5X12 (120/card)	5	1492-MR5X12 (120/card)	5		
Snap-In Marker Cards		1492-M5X8 (120/card)	5	1492-M5X8 (120/card)	5	1492-M5X8 (120/card)	5		

* Terminal Blocks contain dual UL/CSA listings and can be used at 300V with a 20 A rating or 600V with a 5 A rating.

† For ganged configurations greater than 2, use multiple 1492-GSTP plug-in blocks.

Spring-Clamp Connection Terminal Blocks

Plug-in Connection Blocks


	1492-LD32P			1492-LG31P			1492-LG3T1P		
<p>Dimensions are not intended to be used for manufacturing purposes.</p> <p>Note: Height dimension is measured from top of rail to top of terminal block.</p>									
Specifications	Two-circuit terminal block with 1 fixed and 1 plug-in connection. Plug-in connectors can be individual or grouped configurations.			Single circuit grounding terminal block with 1 fixed and 1 plug-in connection.			Single circuit grounding terminal block with 2 fixed and 1 plug-in connection.		
Certifications		CSA	IEC		CSA	IEC		CSA	IEC
Voltage Rating	300V AC/DC		500V AC/DC	—		—		—	
Maximum Current	20 A		24 A	Grounding		Grounding		Grounding	
Limited Rating - Voltage*	600V AC/DC		—	—		—		—	
Limited Rating - Current*	5 A		—	—		—		—	
Wire Range (Rated Cross Section)	#26...12 AWG		0.5...2.5 mm ²	#26...12 AWG		0.5...2.5 mm ²	#26...12 AWG		0.5...2.5 mm ²
Wire Strip Length	0.394 in. (10 mm)			0.394 in. (10 mm)			0.394 in. (10 mm)		
Density	59 pcs/ft (196 pcs/m)			59 pcs/ft (196 pcs/m)			59 pcs/ft (196 pcs/m)		
Housing Temperature Range	-58...+248 °F (-50...+120 °C)			-58...+248 °F (-50...+120 °C)			-58...+248 °F (-50...+120 °C)		
Terminal Blocks	Cat. No.	Pkg Qty.	Cat. No.	Pkg Qty.	Cat. No.	Pkg Qty.			
Color	Grey	1492-LD32P	50	—	—	—			
	Green/ Yellow	—	—	1492-LG31P	50	1492-LG3T1P	50		
Accessories	Cat. No.	Pkg Qty.	Cat. No.	Pkg Qty.	Cat. No.	Pkg Qty.			
Mounting Rails									
1 m Symmetrical DIN (Steel)	199-DR1	10	199-DR1	10	199-DR1	10			
1 m Symmetrical DIN (Aluminum)	1492-DR5	10	1492-DR5	10	1492-DR5	10			
1 m Hi-Rise Symmetrical DIN (Aluminum)	1492-DR6	2	1492-DR6	2	1492-DR6	2			
1 m Angled Hi-Rise Sym. DIN (Steel)	1492-DR7	2	1492-DR7	2	1492-DR7	2			
End Barrier	Grey	1492-EBLD32P	50	—	—	—			
	Yellow	—	—	1492-EBL31P-Y	50	1492-EBL31P-Y	50		
End Anchors									
Screwless End Retainer	1492-ERL35	20	1492-ERL35	20	1492-ERL35	20			
DIN Rail — Normal Duty	1492-EAJ35	100	1492-EAJ35	100	1492-EAJ35	100			
DIN Rail — Heavy Duty	1492-EAHJ35	50	1492-EAHJ35	50	1492-EAHJ35	50			
Jumpers									
Plug-In Center Jumper — 50-pole	1492-CJLJ5-50	10	—	—	—	—			
Plug-In Center Jumper — 10-pole	1492-CJLJ5-10	20	—	—	—	—			
Plug-In Center Jumper — 9-pole	1492-CJLJ5-9	20	—	—	—	—			
Plug-In Center Jumper — 8-pole	1492-CJLJ5-8	20	—	—	—	—			
Plug-In Center Jumper — 7-pole	1492-CJLJ5-7	20	—	—	—	—			
Plug-In Center Jumper — 6-pole	1492-CJLJ5-6	20	—	—	—	—			
Plug-In Center Jumper — 5-pole	1492-CJLJ5-5	20	—	—	—	—			
Plug-In Center Jumper — 4-pole	1492-CJLJ5-4	60	—	—	—	—			
Plug-In Center Jumper — 3-pole	1492-CJLJ5-3	60	—	—	—	—			
Plug-In Center Jumper — 2-pole	1492-CJLJ5-2	60	—	—	—	—			
Other Accessories									
Test Adapter	1492-TPL5P	25	—	—	—	—			
Individual Plug-in Connector	Grey	1492-STP	50	—	—	—			
	Green	1492-STP-G	50	1492-STP-G	50	1492-STP-G	50		
Ganged Connector Start Plug	Grey	1492-SBSTP	50	—	—	—			
Ganged Connector Middle Plug†	Grey	1492-GSTP	50	—	—	—			
Ganged Connector End Plug	Grey	1492-EBSTP	50	—	—	—			
Plug-in Component Accessories									
Locking Element - Yellow	1492-STPLE	25	1492-STPLE	25	1492-STPLE	25			
Coding Element - Yellow	1492-STPCE	50	1492-STPCE	50	1492-STPCE	50			
Strain Relief - Yellow	1492-STPSR	25	1492-STPSR	25	1492-STPSR	25			

* Terminal Blocks contain dual UL/CSA listings and can be used at 300V with a 20 A rating or 600V with a 5 A rating.




Plug-In and Sensor Connection Blocks

Plug-In Connection Blocks *



Photo	Wire Range	For Use With	Pkg Qty.	Cat. No.
	#22...12 AWG (2.5 mm ²)	1492-JC3, JDC3, LC3, LDC3	100	1492-QP5-2
			100	1492-QP5-3
			100	1492-QP5-4
			50	1492-QP5-5
			50	1492-QP5-6
			50	1492-QP5-7
			50	1492-QP5-8
			50	1492-QP5-9
			50	1492-QP5-10
			50	1492-QP5-11
50	1492-QP5-12			

* Tightening Torque: 3.5...4.4 lb•in. (0.4...0.5 N•m)




Sensor Connection Blocks

Photo	Wire Range	For Use With	Color	Pkg. Qty.	Cat. No.
	#26...14 AWG (1.5 mm ²)	1492-LS2-3, LS2-3L, LSG2-3, LS2-4, LS2- 4L, LSG2-4	Brown	100	1492-LS2-BR
			Blue	100	1492-LS2-B
			Green	100	1492-LSG2

Plug-In Connectors and Accessories for Flexible Configuration Blocks



Photo	Description	Color	Pkg. Qty.	Cat. No.
Individual Plug-in Connectors				
	Standard	Grey	50	1492-STP
	Grounded	Green	50	1492-STP-G
Ganged Connectors				
	Start plug	Grey	50	1492-SBSTP
	Middle plug	Grey	50	1492-GSTP
	End plug	Grey	50	1492-EBSTP

Accessories

	Plug-in block locking element	Yellow	25	1492-STPLE
	Coding Element for keyed configuration	Yellow	50	1492-STPCE
	Strain Relief covering w plug-in blocks	Yellow	25	1492-STPSR

DIN Rail Receptacle

Convenient 15 A or 20 A power source designed to be installed in panels that will be used in North America and other locations that use the NEMA 5-15 socket (125V, 50/60 Hz).

Photo	Device Rating	Pkg Qty.	Cat. No.
Standard Duplex			
	15 A	1	1492-REC15
	20 A	1	1492-REC20
Ground Fault Circuit Interrupter (GFCI)			
	15 A	1	1492-REC15G
	20 A	1	1492-REC20G

Electrical Ratings		
	Standard Duplex	Ground Fault Circuit Interrupter (GFCI)
Certifications	cUL _{US} LISTED	
	UL 508A, NEMA WD-6, NEMA 5-15R	
	UL498	UL 498, UL 943
Device Rating	15 A	15 Amp 125V
	20 A	20 Amp 125V
Operating Frequency	50/60 Hz	
Dielectric Voltage	Withstands 2000V per UL498	Withstands 1500V per UL498
	Short-Circuit Current Rating	10 kA
Environmental Ratings		
Operating Temperature Range	-31...+140 °F (-35...+60 °C)	
Storage Temperature Range	-13...+176 °F (-25...+80 °C)	
Mechanical Ratings		
Terminal Wire Sizes	#20...#10 AWG solid or stranded	
Terminal Torque	7 lb•in. (.79 N•m)	
Markers	1492-MS10X17	