








# 70 mm Control Tower™ Stack Lights

## Accessories

		Description	Cat. No.		
 <p>(BA15d Bayonet) — 19 mm socket height</p>	<b>Incandescent Lamps</b>				
		12V AC/DC	855T-L12		
		24V AC/DC	855T-L24		
		120V AC	855T-L10		
		240V AC	855T-L20		
	<b>LED Lamps for Socket-Mounted Modules</b>		Color	Cat. No.	
	12V AC/DC		Red	855E-LL12R	
			Green	855E-LL12G	
			Amber	855E-LL12A	
			Blue	855E-LL12B	
			Yellow	855E-LL12Y	
			White*	855E-LL12W	
	24V AC/DC		Red	<b>855E-LL24R</b>	
			Green	<b>855E-LL24G</b>	
			Amber	<b>855E-LL24A</b>	
			Blue	<b>855E-LL24B</b>	
			Yellow	<b>855E-LL24Y</b>	
			White*	<b>855E-LL24W</b>	
	120V AC		Red	<b>855E-LL10R</b>	
			Green	<b>855E-LL10G</b>	
			Amber	<b>855E-LL10A</b>	
			Blue	<b>855E-LL10B</b>	
			Yellow	855E-LL10Y	
			White*	<b>855E-LL10W</b>	
	240V AC		Red	855E-LL20R	
Green			855E-LL20G		
Amber			855E-LL20A		
Blue			855E-LL20B		
Yellow			855E-LL20Y		
		White*	855E-LL20W		
	<b>Caps (top of stack)</b>		Color	Cat. No.	
		The cap is installed to the top of the uppermost light module. No cap is needed if the top module is a sound module, or a light/with sound module.	For Use With 855E Only	Black	<b>855E-ABCAP</b>
				Grey	855E-AGCAP
			For Use With 855T Only	Black	<b>855T-ABCAP</b>
			Grey	<b>855T-AGCAP</b>	
Module Securing Screws (Bag of 5)		For Use With 855E Only	<b>855E-ASC</b>		
	<b>Gaskets</b>				
	<b>Lens O-Ring Seal</b> Replacement rubber O-rings are to be installed between all bases, light, sound, and light/with sound modules. (Must order multiples of 5)	For Use With 855E Only	855E-ALSG		
For Use With 855T Only		<b>855T-ALSG</b>			
	<b>Surface Mount Gasket</b>				
	Replacement flat gasket is to be placed between the mounting surface and the surface mount base. (Must order multiples of 5)	For Use With 855E Only SB, RB, & CB Bases	855E-ASFG		
		For Use With 855T Only BSB & BCB Bases	<b>855T-ASFG</b>		
	<b>Pole Foot Gasket</b>				
Replacement flat gasket is to be placed between the mounting surface and the pole base bottom foot. <b>(Must order multiples of 5.)</b> To be used with Cat. No. 855T-BPM10, 855T-BPM25, and 855T-BPM40 pole bases.		855T-APFG			

\* White LED lamps are to be used with a lens option of Clear.