



Contact Blocks

Packaged in kit form for field installation. All necessary mounting hardware is provided with each contact block kit. **Contact ratings are listed on page 10-4.**

Note: It is not recommended to mount more than four contact blocks on any one non-illuminated operator (maximum two blocks deep). Contact blocks cannot be stacked onto power modules, so illuminated operators are limited to two contact blocks. Sealed switch contact blocks are not stackable and are limited to two blocks per operator. Time delay contacts are only available as one circuit per operator.



Shallow Block




PenTUFF™ (Low Voltage) Contact Block



Logic Reed Block



Sealed Switch Block



Stackable Sealed Switch Block

Contact Type	Shallow Block**		PenTUFF (Low Voltage) Block**		Logic Reed Block‡		Sealed Switch Block‡		Stackable Sealed Switch Block‡	
	Cat. No.	Code	Cat. No.	Code	Cat. No.	Code	Cat. No.	Code	Cat. No.	Code
1 N.O.	800T-XD1	D	800T-XD1V	H	800T-XD1R	V	800T-XD1P	R	800T-XD1Y	5
1 N.C.	800T-XD2	E	800T-XD2V	U	800T-XD2R	W	800T-XD2P	S	800T-XD2Y	6
1 N.O.E.M.	800T-XD3	G	800T-XD3V	I	—	—	—	—	—	—
1 N.C.L.B.	800T-XD4	J	800T-XD4V	Q	—	—	—	—	—	—
1 N.O. - N.C.	800T-XA	A	800T-XAV	F	800T-XAR	T	800T-XAP	P	800T-XAY	7
2 N.O.	800T-XA2§	M	—	—	800T-XA2R§	Y	—	—	800T-XA2Y	8
2 N.C.	800T-XA4	N	—	—	800T-XA4R	Z	—	—	800T-XA4Y	9
1 N.C.L.B. - 1 N.O.	800T-XA1	B	—	—	—	—	—	—	—	—
1 N.C.L.B. - 1 N.C.	800T-XA7	C	—	—	—	—	—	—	—	—

Note: Modular suffix codes can be used when specifying selector switches with multiple contact blocks.



Self Monitoring Contact Block



Mini Block



Time Delay Block



MaxDuty Block

Contact Type	S.M.C.B.*	
	Cat. No.	Code
1 N.C.L.B. (wired in series with 1 N.O. monitoring contact)	800TC-XD4S	3

Contact Type	Mini Block*		Time Delay Block*		MaxDuty Block	
	Cat. No.	Code	Cat. No.	Code	Cat. No.	Code
1 N.O.	800T-XD5	K	800T-XT		800T-XD1M	1
1 N.C.	800T-XD6	L	800T-XS		800T-XD2M	2
1 N.C.L.B.	—	—	—		800T-XD4M	4

Note: Modular suffix codes can be used when specifying selector switches with multiple contact blocks.

* Contact blocks with normally closed contacts meet direct drive positive opening standard requirements when properly fused to IEC 269-1 and 269-2. Shallow/mini contacts: 10 A gl or N type cartridge fuse. PenTUFF contacts: 6 A gl or N type cartridge fuse.


** Specify Bulletin 800TC for finger-safe contact blocks. Example: **Cat. No. 800T-XA** becomes **Cat. No. 800TC-XA**.

‡ 800T operator using sealed switch and logic reed contact blocks and installed in a suitable enclosure are UL Listed as suitable for use in Class I, Division 2/Zone 2 hazardous locations.

§ Additional contacts cannot be stacked on XA2 and XA2R contact blocks.

¶ For contact ratings, see page 10-4.

➤ For use with 2-position push-pull or push-pull/twist operators only. Must be mounted on the first level of the operator. The N.O. monitoring contact automatically closes when the S.M.C.B. is properly installed onto the operator. If the S.M.C.B. is separated from the operator, the N.O. monitoring contact automatically opens.



Shallow Contact Block Hardware

Description	Cat. No.
Contact Block Mounting Screw	800T-N335
Screw Retainer	800T-N336
Actuator Extender	800T-N337