












Accessories

	Description	Dimensions	Cat. No.
	GD2 standard actuator	3-50	440G-A27011
	GD2 flat actuator	3-51	440K-A11112
	Extended flat actuator	3-51	440K-A17116
	Fully flex actuator	3-50	440G-A27143
	Sliding bolt actuator not to be used with the Escape Release	3-55	440G-A27163
	Cover for TLS-1 with external override key for series D and earlier	—	440G-A27140
	Cover for TLS-3 with external override key for series D and earlier		440G-A27142
	Cover for TLS-1 with override key attached for series D and earlier		440G-A27207
	Cover for TLS-3 with override key attached for series D and earlier		440G-A27208
	Cover for TLS-1 with external override key for series E and later		440G-A27371
	Cover for TLS-3 with external override key for series E and later		440G-A27372
	Cover for TLS-1 with override key attached for series E and later		440G-A27373
	Cover for TLS-3 with override key attached for series E and later		440G-A27374
	Emergency Override Key (See Warning below.)	—	440G-A36026
	Flexible Release—1 m (3.28 ft) Cable	3-54	440G-A27356
	Flexible Release—3 m (9.84 ft) Cable		440G-A27357
	Dust Cover	—	440K-A17183
	Sliding Bolt	3-55	440K-AMDS
	Mounting Plate	3-55	440K-AMDSSMPB

3-Interlock
Switches



WARNING: Do not attach the Emergency Override Key to the TLS-GD2 switch.