
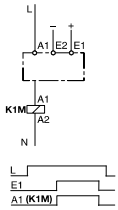

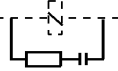

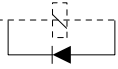







Control Modules (For 100-C09...C97 contactors), Continued

	Description		Voltage Range	Connection Diagrams	For Use With	Cat. No.
	DC Interface (Electronic) <ul style="list-style-type: none"> Interface between the DC control signal (PLC) and the AC operating mechanism of the contactor. Requires no additional surge suppression on the relay coils 		Input: 12V DC Output: 110...240V AC		100-C with AC coils 110...240V AC	100-JE12
			Input: 18...30V DC Output: 110...240V AC			100-JE
			Input: 48V DC Output: 110...240V AC			100-JE48
	Surge Suppressors <ul style="list-style-type: none"> For limitation of coil switching transients. Plug-in, coil mounted. Suitable for 100-C contactor sizes, 9...97 A. RC, varistor, and diode versions. 	RC Module AC operating mechanism	24...48V AC, 50/60 Hz		100-C with AC coils	‡ 100-FSC48
			110...280V AC, 50/60 Hz			‡ 100-FSC280
			380...480V AC, 50/60 Hz			‡ 100-FSC480
		Varistor Module AC/DC operating mechanism	12...55V AC/ 12...77V DC		100-C with AC coils or 100-C09...-C43 with DC coils	‡ 100-FSV55
			56...136V AC/ 78...180V DC			‡ 100-FSV136
			137...277V AC/ 181...350V DC			‡ 100-FSV277
			278...575V AC			‡ 100-FSV575
		Diode Module DC operating mechanism	12...250V DC		100-C09...-C43 with DC coils	‡ 100-FSD250

‡ For screwless terminals, insert "CR" after the "100-" in the catalog number. Example: **Cat. No. 100-FSC48** becomes **Cat. No. 100-CR-FSC48**.

Assembly Components (For 100-C09...C97 contactors)

	Description	For Use With	Pkg. Quantity	Cat. No.
 Cat. No. 100-S0	Dovetail Connectors <ul style="list-style-type: none"> For use in contactor and starter assemblies. Single Connector — 0 mm Spacing 	100-C	10	100-S0
	Dovetail Connectors <ul style="list-style-type: none"> For use in contactor and starter assemblies. Dual Connector — 9 mm Spacing 		10	100-S9
 Cat. No. 100-SCCA	Protective Covers <ul style="list-style-type: none"> Provides protection against unintended manual operation For contactors and front-mounted auxiliary contacts, pneumatic timers, and latches 	100-C all	1	100-SCCA
 Cat. No. 100-SCFA		100-FA, -FB, -FC, -FP, -FL;	10	100-SCFA
 Cat. No. 105-PW23	Reversing Power Wiring Kits <ul style="list-style-type: none"> For reversing connection with a solid-state or thermal overload relay 	100-C09...C23	1	105-PW23
		100-C30...C37	1	105-PW37
		100-C43	1	105-PW43
		100-C60...C97	1	105-PW85
	DIN (#3) symmetrical hat rail 35 x 7.5 x 1 m	140M-D 140M-F 100-C all	10	199-DR1