











# Motor Protection Circuit Breakers and Motor Circuit Protectors

## Accessories

2

Description			For Use With	Cat. No.
	<b>Anti-Tamper Shield</b> Provides protection against inadvertent adjustment of the current setting	10 pcs/pkg	140M-C, D, F	<b>140M-C-CA</b>
	<b>Lockable Twist Knob</b> <ul style="list-style-type: none"><li>For one padlock 4...6 mm (3/16 in.) Ø shackle</li><li>Can be locked in OFF position</li></ul>	Black	140M-C, D, F; 140U-D	<b>140M-C-KN1</b>
		Red/Yellow		<b>140M-C-KRY1</b>
	<b>Locking Tag</b> <ul style="list-style-type: none"><li>Padlock attachment to the lockable handles</li><li>Up to three padlocks 4...8 mm (5/16 in.) Ø shackle</li></ul>		140M-C-KN1, 140M-C-KRY1	<b>140M-C-M3</b>
	<b>Padlockable Operating Knob</b> <ul style="list-style-type: none"><li>Accepts 8 mm (5/16 in.) Ø padlock shackle — up to three padlocks</li><li>Permits padlocking in the off position</li></ul>	Black	140-CMN	<b>140-KN</b>
		Red/Yellow		<b>140-KRY</b>
	<b>Door Coupling Handle</b> <ul style="list-style-type: none"><li>For 3 padlocks 4...8 mm (5/16 in.) in diameter</li><li>IP66 Protection/Type 1, 4, 4X, 12</li><li>Interlock override capability</li><li>Can be modified for locking in ON position</li><li>Ships with coupling — order extension shaft and legend plate separately</li><li>Mounting depth (front of DIN Rail to front of enclosure door):<ul style="list-style-type: none"><li>140M-C: 105.5 mm ± 5 mm (4.15 in. ± 3/16 in.)</li><li>140M-D: 114.5 mm ± 5 mm (4.5 in. ± 3/16 in.)</li><li>140M-F: 137.1 mm ± 5 mm (5.4 in. ± 3/16 in.)</li><li>140-CMN: 169 mm +/- 5 mm (6.7 in. +/- 3/16 in.)</li></ul></li></ul>	Black	140M-C, D, F	<b>140M-C-DN66</b>
			140-CMN	<b>140-CDN66</b>
		Red/Yellow	140M-C, D, F	<b>140M-C-DRY66</b>
			140-CMN	<b>140-CDRY66</b>
	<b>Legend Plate</b> <ul style="list-style-type: none"><li>Marking: "Hauptschalter" and "Main Switch"</li><li>Marking: "Not-Aus" and "Emergency Off"</li></ul>		140-CDN66	<b>140M-C-DFCN</b>
			140-CDRY66	<b>140M-C-DFCRY</b>
	<b>Extension Shaft</b> Cut to required length for mounting depth (front of DIN Rail to front of enclosure door): <ul style="list-style-type: none"><li>140M-C: 117...338 mm (4.6...13.3 in.)</li><li>140M-D: 126...347 mm (5.0...13.7 in.)</li><li>140M-F: 149...369 mm (5.9...14.5 in.)</li><li>140-CMN: 180...403 mm (7.1...15.9 in.)</li></ul>		140M-C-DN66, 140M-C-DRY66, 140-CDN66, 140-CDRY66	<b>140M-C-DS</b>
	<b>Extension Shaft (Extended Length)</b> Cut to required length for mounting depth (front of DIN Rail to front of enclosure door): <ul style="list-style-type: none"><li>140M-C: 117...488 mm (4.6...19.2 in.)</li><li>140M-D: 126...497 mm (5.0...19.6 in.)</li><li>140M-F: 149...519 mm (5.9...20.4 in.)</li><li>140-CMN: 180...553 mm (7.1...21.8 in.)</li></ul>		140M-C-DN66, 140M-C-DRY66, 140-CDN66, 140-CDRY66	<b>140M-C-DSL</b>
	<b>Coupler</b> Included with Cat. Nos. 140M-C-DN66 and 140M-C-DRY66		140M-C, D, F; 140U-D	<b>140M-C-DNC</b>
	<b>IP65 Non-Metallic Enclosure</b> <ul style="list-style-type: none"><li>Knockouts for M20 and M25 fittings</li><li>Suitable for flexible cable with internal ground wire or conduit when externally grounded around the outside of the enclosure (no UL/CSA approval)</li></ul>	Black Handle	140M-C	<b>198E-AYTG2</b>
		Red/Yellow Handle	140M-C	<b>198E-AYTJ2</b>
	<b>Screw Adapter</b> <ul style="list-style-type: none"><li>For screw arrangement of a motor protection circuit breaker</li></ul>	10 pcs/pkg	140M-C, D, F; 140U-D	<b>140M-C-N45</b>