

Screw Connection Terminal Blocks

Mini Blocks

	1492-WM3				1492-WM4				1492-WMD1		
Dimensions are not intended to be used for manufacturing purposes. Note: Height dimension is measured from top of rail to top of terminal block.											
	1.14" (29 mm)				1.26" (32 mm)				1.76" (44.6 mm)		
Specifications	Single-circuit mini terminal block.				Single-circuit mini terminal block.				Two-circuit mini terminal block.		
Certifications											
Voltage Rating	300V AC/DC	500V AC/DC	300V AC/DC	420V AC/DC	300V AC/DC	500V AC/DC	300V AC/DC	420V AC/DC	300V AC/DC	300V AC/DC	500V AC/DC
Maximum Current	15 A	24 A	15 A	24 A	20 A	32 A	20 A	32 A	15 A	15 A	17.5 A
Wire Range (Rated Cross Section)	#30...14 AWG	0.5...2.5 mm ²	#22...14 AWG	2.5 mm ²	#22...12 AWG	0.5...4.0 mm ²	#22...12 AWG	4.0 mm ²	#22...16 AWG	0.5...1.5 mm ²	
Wire Strip Length	0.24 in. (6 mm)				0.39 in. (10 mm)				0.35 in. (9 mm)		
Recommended Tightening Torque	4.2...4.6 lb•in (0.47...0.52 N•m)				4.7...6.2 lb•in (0.53...0.70 N•m)				4.2...4.6 lb•in (0.47...0.52 N•m)		
Density	61 pcs/ft (200/m)				50 pcs/ft (166/m)				61 pcs/ft (200/m)		
Housing Temperature Range	-40...+195 °F (-40...+90 °C)				-40...+195 °F (-40...+90 °C)				-40...+195 °F (-40...+90 °C)		
Terminal Blocks		Cat. No.	Pkg Qty.		Cat. No.	Pkg Qty.		Cat. No.	Pkg Qty.		Pkg Qty.
Color:	Grey	1492-WM3	50		1492-WM4	50		1492-WMD1	50		50
	Red	1492-WM3-RE	50		1492-WM4-RE	50		1492-WMD1-RE	50		50
	Blue	1492-WM3-B	50		1492-WM4-B	50		1492-WMD1-B	50		50
	Black	1492-WM3-BL	50		1492-WM4-BL	50		1492-WMD1-BL	50		50
	Green	1492-WM3-G	50		1492-WM4-G	50		1492-WMD1-G	50		50
	Yellow	1492-WM3-Y	50		1492-WM4-Y	50		1492-WMD1-Y	50		50
	Orange	1492-WM3-OR	50		1492-WM4-OR	50		1492-WMD1-OR	50		50
	Brown	1492-WM3-BR	50		1492-WM4-BR	50		1492-WMD1-BR	50		50
	White	1492-WM3-W	50		1492-WM4-W	50		1492-WMD1-W	50		50
Accessories		Cat. No.	Pkg Qty.		Cat. No.	Pkg Qty.		Cat. No.	Pkg Qty.		Pkg Qty.
Mounting Rails: 1 m Sym. mini DIN (Steel)		1492-DR3	5		1492-DR3	5		1492-DR3	5		5
End Barrier		1492-EBM3	50		1492-EBM4	50		1492-EBMD1	50		50
End Anchors and Retainers: Mini Screwless End Retainer		1492-ERL15	20		1492-ERL15	20		1492-ERL15	20		20
Mini DIN Anchor — Normal Duty		1492-EAJ15	50		1492-EAJ15	50		1492-EAJ15	50		50
Jumpers: Insulated Side Jumper		1492-SJM5-10 (10-pole)	10		1492-N42 (2-pole) 1492-SJ6-10 (10-pole)	50 10		—	—		—
Side Jumper — 12-pole uninsulated		—	—		—	—		1492-SJMD5-12 (Uninsulated)	10		10
Center Jumper — 50-pole		—	—		1492-CJD6-50	5		—	—		—
Center Jumper — 10-pole		1492-CJM5-10	10		1492-CJD6-10	10		—	—		—
Center Jumper — 5-pole		—	—		1492-CJD6-5	10		—	—		—
Center Jumper — 4-pole		—	—		1492-CJD6-4	10		—	—		—
Center Jumper — 3-pole		1492-CJM5-3	10		1492-CJD6-3	10		—	—		—
Center Jumper — 2-pole		1492-CJM5-2	10		1492-CJD6-2	10		—	—		—
Center Jumper Link		1492-CJL5	10		1492-CJL6	10		—	—		—
Other Accessories: Partition Plate		1492-PPM3	50		1492-PPM3	50		1492-PPMD1	50		50
Test Plug		—	—		1492-TP28	10		—	—		—
Test Plug Adapter		1492-TA285	10		1492-TA40	10		—	—		—
Electrical Warning Plate (4-pole)		—	—		1492-EWP6-4	10		—	—		—
Marking Systems: Snap-in Marker Card		1492-MS5X5 (80/card)	5		1492-MS6X9 (80/card)	5		1492-MS5X5 (80/card)	5		5


IEC Terminal Block Accessories

Partition and Separation Plates

Partition Plates and Separation Plates

Partition plates allow visual and electrical separation of terminal groups and provide the necessary electrical spacing between adjacent insulated jumpers or between exposed ends of cut jumpers.

Separation plates consist of flexible thermoplastic material and are used between terminal blocks to isolate adjacent center jumpers both visually and electrically.



Dimensions Width x Length x Height	For Use With	Color	Pkg Qty.	Cat. No.
Partition Plates				
0.118 x 3.15 x 2.48 in. (3 x 80 x 63 mm)	1492-JD3, JD3C, JD3F, JD3DF, JD3DR, JD3RC..., JD3SS	Grey	20	1492-PPJD3
0.005 x 3.54 x 2.51 in. (0.13 x 90.1 x 63.8 mm)	1492-JD3P..., JDG3P...	Beige	20	1492-PPJD3P
0.08 x 1.57 x 1.20 in. (2 x 40 x 30.5 mm)	1492-WM3, WM4, WMG3, WMG4	Grey	50	1492-PPM3
0.014 x 2.28 x 1.51 in. (0.35 x 58 x 38.3 mm)	1492-WMD1	Grey	50	1492-PPMD1
0.06 x 1.85 x 1.57 in. (1.5 x 47 x 40 mm)	1492-W3, W4, WG4	Grey	50	1492-PP3
0.06 x 2.17 x 1.81 in. (1.5 x 55 x 46 mm)	1492-W6, W10, W16S, W4TW, WG6, WG10S, WG16S	Grey	50	1492-PP10
0.014 x 2.88 x 1.85 in. (0.35 x 73.2 x 47.1 mm)	1492-WTF3..., WTS3...	Beige	50	1492-PPTS3
0.06 x 1.93 x 2.36 in. (1.5 x 49 x 60 mm)	1492-J3, J4, J6, J10, J2Q, J3TW, J3F, JG2Q, JG3, JG3TW, JKD3, JKD3TP, J3P, J3PTP, JTC3	Grey	20	1492-EBJ16
		Blue	20	1492-EBJ16-B
		Yellow	20	1492-EBJ16-Y
Separation Plates				
.014 x 1.76 x 1.57 in. (0.35 x 44.8 x 40.0 mm)	1492-W3, W4	Beige	50	1492-SP3
	All 1492-FPK2 Fuse Plugs	Beige	50	1492-SPJ3

IEC Terminal Block Accessories

Jumpers

Side Jumpers

For Use With	Pkg Qty.	Cat. No.
1492-WM4, W4	50	1492-N42
1492-H4, H5, H6, H7	10	1492-N49
	10	* 1492-SJS
1492-W3, WR3	10	1492-SJ5-10
1492-JD3, JD3C, JD3F, JDG3, JD3DF, JD3DR, JD3SS, JDG3P	50	1492-SJ5A-10
1492-JD3, JD3C, JD3F, JDG3, JD3DF, JD3DR, JD3SS, JDG3P	50	1492-SJ5A-24
1492-JD3, JD3C, JD3F, JDG3, JD3DF, JD3DR, JD3SS, JDG3P	50	1492-SJ5B-24
1492-JD3, JD3C, JD3F, JDG3, JD3DF, JD3DR, JD3SS, JDG3P	50	1492-SJ5B-10
1492-WM4, W4, W4TW	10	‡ 1492-SJ6-10
1492-JT3M	5	1492-SJ6A-50
1492-W10	10	1492-SJ8-10
1492-JD3FB, JDG3FB	50	1492-SJ8A-4
1492-JD3FB, JDG3FB	50	1492-SJ8A-3
1492-JD3FB, JDG3FB	50	1492-SJ8A-2
1492-LMP3, LMP3Q, LMJ3, LM3, LM3Q, LMP3E, LMP3QE	50	1492-SJLM5-2
1492-WMD1	10	‡ 1492-SJMD5-12
1492-WFB4, WFB424, WFB4250	10	1492-SJFB8-10
1492-WM3	10	1492-SJM5-10
1492-WTF3, WTS3, WTF3LP, WTS3LP, WTF3LN, WTS3LN	10	1492-SJT5-20-R
1492-WTF3, WTS3, WTF3LP, WTS3LP, WTF3LN, WTS3LN	10	1492-SJT5-20-B

Note: Side jumpers carry the same current rating as the terminal block used with it

* Side jumper insulating sleeve only for use with Cat. No. 1492-N49






‡ Use jumper on single side of terminal block only

‡ Uninsulated

Two-Level Jumper

For Use With	Pkg Qty.	Cat. No.
1492-LTF3 (Connects Two Levels within a 1492-LTF3 Terminal Block)	20	1492-CJL5D

Blank Markers

Photo	For Use With	Markers per Card	Marker Size	Pkg Qty.	Cat. No.
<p>Snap-In Individual Markers 1492-M</p> 	1492-L	100	3 x 5 mm	5	1492-M3X5
	1492-L	120	3 x 12 mm	5	1492-M3X12
	1492-J, L	200	5 x 5 mm	5	1492-M5X5
		144	5 x 8 mm	5	1492-M5X8
		144	5 x 10 mm	5	1492-M5X10
		144	5 x 12 mm	5	1492-M5X12
		96	5 x 15 mm	5	1492-M5X15
		20	5 x 30 mm	5	* 1492-M5X30
	1492-J, L	200	6 x 5 mm	5	1492-M6X5
		120	6 x 10 mm	5	1492-M6X10
	1492-J, L, 1738 ArmorPoint™	120	6 x 12 mm	5	1492-M6X12
	1492-J, L	108	7 x 12 mm	5	1492-M7X12
		160	8 x 5 mm	5	1492-M8X5
	NEMA (1492-HM1, -HM2, -HM3) Terminal Blocks, 1492-CB Circuit Breakers	120	6 x 10 mm	5	1492-MN81
	NEMA (1492-HM3) Terminal Blocks, 1492-CB Circuit Breakers	40	10 x 10 mm	5	1492-MN83
1492-W,R, 700-HA Relays	56	8 x 9 mm	5	1492-MS8X9	
	56	8 x 12 mm	5	1492-MS8X12	
700-HN204, -HN205, Relay Sockets	40	8 x 17 mm	5	1492-MS8X17	
1667 PanelConnect™	40	9 x 20 mm	5	1492-MS9X20	
100-C, -D Contactors, 700-CF Relays, 140 Circuit Breakers, 193-E1, -E3	40	10 x 17 mm	5	1492-MS10X17	
<p>Snap-In Linked Markers 1492-MR</p> 	1492-J, -L	120	5 x 8 mm	5	1492-MR5X8
		120	6 x 8 mm	5	1492-MR6X8
		120	5 x 12 mm	5	1492-MR5X12
		120	6 x 12 mm	5	1492-MR6X12
		84	8 x 12 mm	5	1492-MR8X12
			1492-WM3, -WMD1	80	5 x 5 mm
1492-W, 700-HA, 800F Contact Block	80		5 x 9 mm	5	1492-MS5X9
1492-W, 700-H Relays	80		5 x 12 mm	5	1492-MS5X12
1492-W, -R, 700-H Relays	80		6 x 9 mm	5	1492-MS6X9
1492-W, 700-H Relays	80		6 x 12 mm	5	1492-MS6X12
<p>Snap-In Hinged Markers</p> 	1492-L	96	5 x 10 mm	5	1492-MH5X10
		96	5 x 15 mm	5	1492-MH5X15
		80	6 x 12 mm	5	1492-MH6X12
<p>Cable Markers 1492-MW</p> 	External Diameter (mm)	Markers per Card	Marker Size	Pkg. Qty.	Cat. No.
	from 0.276 in. (from 7.0 mm)	32	9 x 24 mm*	5	1492-MW9X24
	from 0.276 in. (from 7.0 mm)	32	5 x 23 mm*	5	1492-MW10X23
	from 0.276 in. (from 7.0 mm)	32	8 x 23 mm*	5	1492-MW14X23
	from 0.276 in. (from 7.0 mm)	12	11 x 44 mm*	5	1492-MW11X60
	0.162...0.193 in. (4.1...4.9 mm)	32	5 x 21 mm‡	5	1492-MW5-21
	0.185...0.229 (0.268) in. (4.7...5.8 [6.8] mm)	32	6 x 21 mm‡	5	1492-MW6-21
	0.229...0.276 (0.335) in. (5.8...7.0 [8.5] mm)	32	7 x 21 mm‡	5	1492-MW7-21

* Requires cable ties.
 * Requires Cat. No. 1492-GMC
 ‡ Requires Cat. No. 1492-PLOTPLTA

IEC Terminal Block Accessories

Specifications

Cat. No.	Wire Size [AWG]																		
	#30	#28	#26	#24	#22	#20	#18	#16	#14	#12	#10	#8	#6	#4	#2	#1	1/0	2/0	3/0
	Number of the Same Size Wires Per Terminal																		
1492-JG10	—	—	—	—	4	4	4	4	3	2	1	1	1	—	—	—	—	—	—
1492-JG16	—	—	4	4	4	4	4	4	1	3	2	1	1	1	—	—	—	—	—
1492-JG2Q	—	—	4	4	4	3	1	1	1	—	—	—	—	—	—	—	—	—	—
1492-JG3	4	4	4	4	4	4	3	3	2	1	—	—	—	—	—	—	—	—	—
1492-JG35	—	—	—	—	—	—	—	—	3	3	3	2	2	1	1	1	—	—	—
1492-JG3TW (single side)	4	4	4	4	4	4	1	1	1	1	—	—	—	—	—	—	—	—	—
1492-JG3TW (twin side)	—	—	4	4	4	3	1	1	1	1	—	—	—	—	—	—	—	—	—
1492-JG4	—	—	—	—	4	4	3	3	2	1	1	—	—	—	—	—	—	—	—
1492-JG4Q	1	1	1	1	4	4	3	3	3	2	1	—	—	—	—	—	—	—	—
1492-JG4TW	1	1	1	1	4	4	3	3	3	2	1	—	—	—	—	—	—	—	—
1492-JG50	—	—	—	—	—	—	—	—	—	—	1	2	2	1	1	1	1	—	—
1492-JG6	—	—	—	—	4	4	3	3	3	2	1	1	—	—	—	—	—	—	—
1492-JG70	—	—	—	—	—	—	—	—	5	5	5	2	2	2	1	1	1	1	—
1492-JKD3	4	4	4	4	3	3	3	3	2	1	—	—	—	—	—	—	—	—	—
1492-JKD3TP	4	4	4	4	3	3	3	3	2	1	—	—	—	—	—	—	—	—	—
1492-JKD4	—	—	—	—	4	4	3	3	2	1	1	—	—	—	—	—	—	—	—
1492-JKD4Q	1	1	1	1	1	4	3	3	2	1	1	—	—	—	—	—	—	—	—
1492-JKD4QTP	1	1	1	1	1	4	3	3	2	1	1	—	—	—	—	—	—	—	—
1492-JKD4TP	—	—	—	—	4	4	3	3	2	1	1	—	—	—	—	—	—	—	—
1492-JKD4TW	1	1	1	1	1	4	3	3	2	1	1	—	—	—	—	—	—	—	—
1492-JKD4TWTP	1	1	1	1	1	4	3	3	2	1	1	—	—	—	—	—	—	—	—
1492-JPO	—	—	4	—	1	1	3	2	2	1	—	—	—	—	—	—	—	—	—
1492-JSD4	—	—	1	1	4	4	3	3	2	1	1	—	—	—	—	—	—	—	—
1492-JT3M	4	4	4	4	4	4	3	3	2	1	—	—	—	—	—	—	—	—	—
1492-W10	—	—	—	—	4	4	4	4	3	2	1	1	—	—	—	—	—	—	—
1492-W16S	—	—	—	—	—	—	—	—	4	3	2	2	1	1	—	—	—	—	—
1492-W3	4	—	—	—	4	4	3	2	1	—	—	—	—	—	—	—	—	—	—
1492-W4	—	—	—	—	4	4	3	2	2	1	1	—	—	—	—	—	—	—	—
1492-W6	—	—	—	—	4	4	3	2	2	1	1	—	—	—	—	—	—	—	—
1492-WD4	—	—	—	—	4	4	3	2	2	1	—	—	—	—	—	—	—	—	—
1492-WD4C	—	—	—	—	4	4	3	2	2	1	—	—	—	—	—	—	—	—	—
1492-WG4	—	—	—	—	4	4	3	2	2	1	—	—	—	—	—	—	—	—	—
1492-WG6	—	—	—	—	4	4	4	4	3	2	1	—	—	—	—	—	—	—	—
1492-WM3	4	—	—	—	4	3	2	1	1	—	—	—	—	—	—	—	—	—	—
1492-WM4	—	—	—	—	4	4	3	2	2	1	—	—	—	—	—	—	—	—	—
1492-WMD1	—	—	—	—	2	1	1	1	—	—	—	—	—	—	—	—	—	—	—
1492-WMG4	—	—	—	—	4	4	3	2	2	1	—	—	—	—	—	—	—	—	—
1492-WR3	—	—	—	—	4	4	3	2	1	—	—	—	—	—	—	—	—	—	—
1492-WTF3	—	—	4	4	4	4	3	2	1	—	—	—	—	—	—	—	—	—	—
1492-WTF3LN	—	—	4	4	4	4	3	2	1	—	—	—	—	—	—	—	—	—	—
1492-WTF3LP	—	—	4	4	4	4	3	2	1	—	—	—	—	—	—	—	—	—	—
1492-WTS3	—	—	4	4	4	4	3	2	1	—	—	—	—	—	—	—	—	—	—
1492-WTS3LN	—	—	4	4	4	4	3	2	1	—	—	—	—	—	—	—	—	—	—
1492-WTS3LP	—	—	4	4	4	4	3	2	1	—	—	—	—	—	—	—	—	—	—

