







Bulletin 140G  
**Molded Case Circuit Breakers**  
 Accessories

**Additional Accessories**

	Description	Frame Size	Cat. No.	
 <i>Representative Photo</i>	<b>Trip Test Unit</b>  <b>Padlockable Handle Block</b> Padlocking Hasp Lock-OFF only	All	140G-ELTT	
		G, I	140G-G-PL	
		H, J	140G-H-PL	
		N	140G-N-PL	
		NS	140G-NS-PL	
		R	140G-R-PL	
 <i>Representative Photo</i>	<b>Direct Mechanical Lock to Door</b>	N, NS	140G-N-SINT	
	Description	Frame Size	3-Pole Cat. No.	4-Pole Cat. No.
 <i>Representative Photo</i>	<b>Replacement Mounting Hardware</b> Metric threads	G, I	★ 140G-G-MH3	‡ 140G-G-MH4
		H, J	—	★ 140G-H-MH4
		K	—	§ 140G-K-MH4
		M	—	§ 140G-M-MH4
		N, NS	—	§ 140G-N-MH4
 <i>Representative Photo</i>	<b>DIN Rail Adapter</b> Adapts to 35 mm DIN Rail	G	140G-G-DRA	140G-G-DRA4
		H, J	140G-H-DRA	
		I	140G-I-DRA	140G-I-DRA4
 <i>Representative Photo</i>	<b>Escutcheon Plates</b> Finish Frame with Marking provision window. For flush mounted (to door) MCCB applications.	G	140G-G-EP3	140G-G-EP4
		H	140G-H-EP3	140G-H-EP4
		I	140G-I-MH3	140G-I-MH4
		J	140G-J-MH3	140G-J-MH4
		K	140G-K-MH3	
		M	140G-M-MH3	
		N, NS	140G-N-MH3	
		R	140G-R-MH3	
 <i>Representative Photo</i>	<b>IP54 Door protection</b> Transparent plastic cover flush mounted to the enclosure door. Mounted on hinges and provided with a keyed lock.	N, NS	140G-N-BC12	
		R	140G-R-BC12	

- ★ Pkg. Qty. 2  
 ‡ Pkg. Qty. 3  
 § Pkg. Qty. 4