

Data
Notes

| | |
|----------------------|-------------------------|
| Safety information 1 | in grounded power lines |
|----------------------|-------------------------|

Electrical data

| | |
|----------------------------|--|
| Ratings per | EN 60664 |
| Nominal voltage (II/2) | 400 V |
| Rated surge voltage (II/2) | 4 kV |
| Rated current | 32 A |
| Legend (ratings) | (II / 2) Δ Overvoltage category II / Pollution degree 2 |

Connection data

| | |
|-----------------------------------|---|
| Total number of connection points | 3 |
|-----------------------------------|---|

Subject to changes. Please also observe the further product documentation!

WAGO Corporation
Germantown, WI 53022
Phone: 1-800-DIN-RAIL (346-7245) | Fax: (262) 255-6222
Email: info.us@wago.com | Web: www.wago.us

Do you have any questions about our products?
We are always happy to take your call at (262) 255-6222 or 1 800-DIN-RAIL.



| | |
|---------------------------------|----------------------------------|
| Total number of potentials | 1 |
| Connection technology | CAGE CLAMP® |
| Actuation type | Lever |
| Connectable conductor materials | Copper |
| Solid conductor | 0.08 ... 2.5 mm² / 28 ... 12 AWG |
| Stranded conductor | 0.08 ... 2.5 mm² / 28 ... 12 AWG |
| Fine-stranded conductor | 0.08 ... 4 mm² / 28 ... 12 AWG |
| Strip length | 9 ... 10 mm / 0.35 ... 0.39 inch |
| Wiring direction | Side-entry wiring |

Physical data

| | |
|--------|----------------------|
| Width | 17 mm / 0.669 inch |
| Height | 14.5 mm / 0.571 inch |
| Depth | 20.5 mm / 0.807 inch |

Material data

| | |
|-----------------------------|----------|
| Color | gray |
| Flammability class per UL94 | V0 |
| Fire load | 0.088 MJ |
| Color of actuator | orange |
| Weight | 4.3 g |

Environmental requirements

| | |
|---|-------|
| Surrounding air temperature (operation) | 40 °C |
| Continuous operating temperature | 85 °C |

Commercial data

| | |
|-----------------------|---------------------|
| Product Group | 7 (Push Wire Conn.) |
| PU (SPU) | 500 (50) Stück |
| Packaging type | box |
| Country of origin | DE |
| GTIN | 4017332955676 |
| Customs tariff number | 85369010000 |

Approvals / Certificates


Country specific Approvals

Subject to changes. Please also observe the further product documentation!



WAGO Corporation
 Germantown, WI 53022
 Phone: 1-800-DIN-RAIL (346-7245) | Fax: (262) 255-6222
 Email: info.us@wago.com | Web: www.wago.us

Do you have any questions about our products?
 We are always happy to take your call at (262) 255-6222 or 1 800-DIN-RAIL.




| Logo | Approval | Additional Approval Text | Certificate name |
|--|--|--------------------------|------------------|
|  | ENEC 15 UL International Demko A/S | EN 60998 | ENEC-01360 |

Ship Approvals

| Logo | Approval | Additional Approval Text | Certificate name |
|---|---|--------------------------|------------------|
|  | ABS American Bureau of Shipping | - | 18-HG1755093-PDA |
| | DNV GL Det Norske Veritas, Germanischer Lloyd | EN 60998 | TAE000015T |
|  | LR Lloyds Register | EN 60998 | 04/20013 (E8) |

UL-Approvals

| Logo | Approval | Additional Approval Text | Certificate name |
|---|--|--------------------------|------------------|
|  | UL UL International Germany GmbH | UL 486C | E69654 |

Optional accessories

Mounting adapter

Mounting accessories



Item no.: 222-500

Mounting carrier; for 222 series splicing connectors; orange

www.wago.com/222-500

Downloads

Documentation

Bid Text

| | | | |
|-------------|--------------|--------|----------|
| 222-413 | Feb 19, 2019 | xml | Download |
| X81 - Datei | | 3.5 kB | |

Subject to changes. Please also observe the further product documentation!

WAGO Corporation
 Germantown, WI 53022
 Phone: 1-800-DIN-RAIL (346-7245) | Fax: (262) 255-6222
 Email: info.us@wago.com | Web: www.wago.us

Do you have any questions about our products?
 We are always happy to take your call at (262) 255-6222 or 1 800-DIN-RAIL.



| | | | |
|--------------|--------------|-----------------|----------|
| 222-413 | Jan 23, 2019 | docx 15.8 kB | Download |
| docx - Datei | | | |

Additional Information

| | | | |
|------------------------|-------------|---------------|----------|
| Technical explanations | Apr 3, 2019 | pdf 2.2 MB | Download |
|------------------------|-------------|---------------|----------|

CAD files**CAD data**

| | | |
|----------------------|-----|----------|
| 2D/3D Models 222-413 | URL | Download |
|----------------------|-----|----------|

CAE data

| | | |
|---------------------------|-----|----------|
| EPLAN Data Portal 222-413 | URL | Download |
|---------------------------|-----|----------|

| | | |
|------------------------|-----|----------|
| WSCAD Universe 222-413 | URL | Download |
|------------------------|-----|----------|

| | | |
|----------------------|-----|----------|
| ZUKEN Portal 222-413 | URL | Download |
|----------------------|-----|----------|

Installation Notes**Conductor termination**

Strip conductor to 9 ... 10 mm (0.35 ... 0.39 inch).



Termination: Lift the lever to open the clamping unit and insert a stripped conductor.



Then, lower the lever to close the clamp.

Testing

Subject to changes. Please also observe the further product documentation!


WAGO Corporation
Germantown, WI 53022
Phone: 1-800-DIN-RAIL (346-7245) | Fax: (262) 255-6222
Email: info.us@wago.com | Web: www.wago.us

Do you have any questions about our products?
We are always happy to take your call at (262) 255-6222 or 1 800-DIN-RAIL.



Testing via Profi-LED+ voltage tester
(206-806).


Application



Wiring fine-stranded conductors in junction
boxes.



Custom low-voltage lighting system



Connecting pre-wired and pre-fabricated
components (e.g., in mobile homes).



Lighting fixture connection with fine-
stranded wires and power feed

Subject to changes. Please also observe the further product documentation!

WAGO Corporation
Germantown, WI 53022
Phone: 1-800-DIN-RAIL (346-7245) | Fax: (262) 255-6222
Email: info.us@wago.com | Web: www.wago.us

Do you have any questions about our products?
We are always happy to take your call at (262) 255-6222 or 1 800-DIN-RAIL.



Compact, lever-operated splicing connectors:

They connect up to five stripped, fine-stranded conductors from 0.08 to 4 mm² (28 ... 12 AWG), as well as solid or stranded conductors from up to 2.5 mm² (12 AWG) – without tools!

How they work:

Pull up one of the orange operating levers to open the clamping unit so that the lever engages and keeps the clamp in its opened position. Then insert the conductor and push the lever back down, flush with the connector housing.

Safety:

The lever's specially designed rest position reliably prevents accidental unclamping of a connected conductor. Application safety, for any type of conductor (solid, stranded, fine-stranded), is confirmed by approvals like ENEC or UL.

ENEC is the European mark for electrical products that demonstrates compliance with European safety standards. The ENEC mark is subjected to the same EN standards as the VDE mark.

While the VDE mark is only permitted in Germany, the ENEC mark is accepted in more than 20 European countries.

Subject to changes. Please also observe the further product documentation!

WAGO Corporation
Germantown, WI 53022
Phone: 1-800-DIN-RAIL (346-7245) | Fax: (262) 255-6222
Email: info.us@wago.com | Web: www.wago.us

Do you have any questions about our products?
We are always happy to take your call at (262) 255-6222 or 1 800-DIN-RAIL.