

Bulletin 1492-P Push-in Terminal Blocks




Dramatic Time Savings and Improved Reliability

Features and Benefits

- ONE-hand, ONE-second insertion
 - No strand breakage or turned back strands
 - Low insertion force
 - No retightening
- Easy-to-see terminals from the front
- Universally-located test points for fast inspection and easy commissioning
- Plastic actuators for shock prevention
- Application-driven designs (power distribution and sensor/signal blocks)
- No torque values needed to install or double check
- Quick reference guide for easy ferrule selection
- Marker areas located on the front and sides with only four marker card types needed for the entire product line


**65% reduction in labor—
saving over seven hours per
1,000 terminal blocks installed**



This innovative push-in connection technology offers dramatic time savings by creating wiring efficiency. The 1492-P Push-in terminal blocks provide improved wiring accuracy and reliability insuring a quality connection that requires no double checking.


When using an automated ferrule machine, installation can be up to 65 percent faster than screw-type terminal block connections—a 26 second savings per terminal block. That's a saving of over seven hours for every 1,000 terminal blocks connected. Not only is productivity vastly increased, but the resulting connections eliminate the vibration failure mode of screw terminals. The push-in connections significantly exceed UL pull-out standards.

Bulletin 1492-P Push-in terminal blocks offer panel builders, OEMs, and other high-volume users cost-savings—not only in the form of increased wiring speed, but also through eliminating connection adjustments and torque-checking of screws. They are available in a wide range of standard and application specific offerings, including a unique control power distribution terminal block.

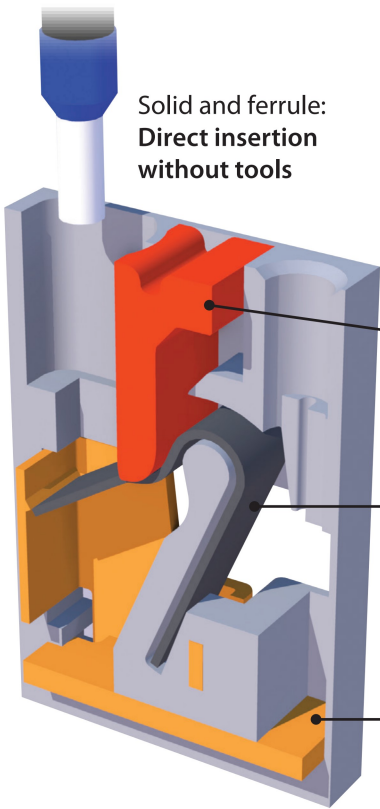


LISTEN.
THINK.
SOLVE.®

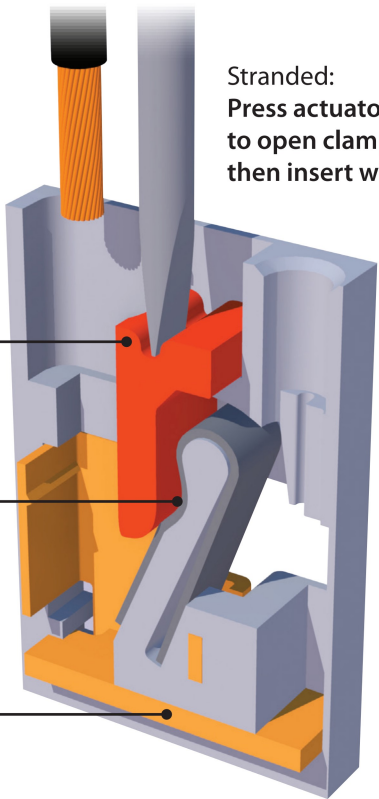
Push-in Technology



Approximate area
shown cut away below



Solid and ferrule:
Direct insertion
without tools




Stranded:
Press actuator
to open clamp
then insert wire

Actuators allow
insertion and removal
of all wire types

Steel clamp holds
wire onto current
bar connection

Copper for conductive
components



Easy verification testing with individual terminal test points.



Multiple distribution configurations available with two isolated jumper channels.



Compatible with Allen-Bradley ClearMultiPrint™, ClearPlot™ and ClearMark™ marking systems.

Offerings

A wide range of product and accessories are available, with eight colors and accepting wire sizes from 8-28 AWG Universal / Standard Terminal Blocks

Single Level Feed-Through											
Color ⁽¹⁾								Catalog Number ⁽²⁾			Wire Range (Rated Cross Section)
	-B	-RE	-BL	-G	-Y	-OR	-W	2 Wire	3 Wire	4 Wire	
								1492-P2	1492-P2T	1492-P2Q	26-14 AWG (1.5mm ²)
								1492-P3	1492-P3T	1492-P3Q	28-12 AWG (2.5mm ²)
								1492-P4	1492-P4T	1492-P4Q	26-10 AWG (4.0mm ²)
								1492-P6	1492-P6T		22-8 AWG (6.0 mm ²)

Multiple Level Feed-Through										
Color ⁽¹⁾								Catalog Number ⁽²⁾		Wire Range (Rated Cross Section)
	-B	-RE	-BL	-G	-Y	-OR	-W	Double Level		
								1492-PD3		
								1492-PD3C ⁽³⁾		

Disconnect					
Color ⁽¹⁾					Wire Range (Rated Cross Section)
	-B	2 Wire	3 Wire	4 Wire	
		1492-PKD3	1492-PKD3T	1492-PKD3Q	28-12 AWG (2.5mm ²)

Flex Plug-in				
Color ⁽¹⁾	Catalog Number ⁽²⁾			Wire Range (Rated Cross Section)
	-B	Single Level	Double Level	
		1492-P31P	1492-PD32P	28-12 AWG (2.5mm ²)
			1492-PD32PC ⁽³⁾	28-12 AWG (2.5mm ²)

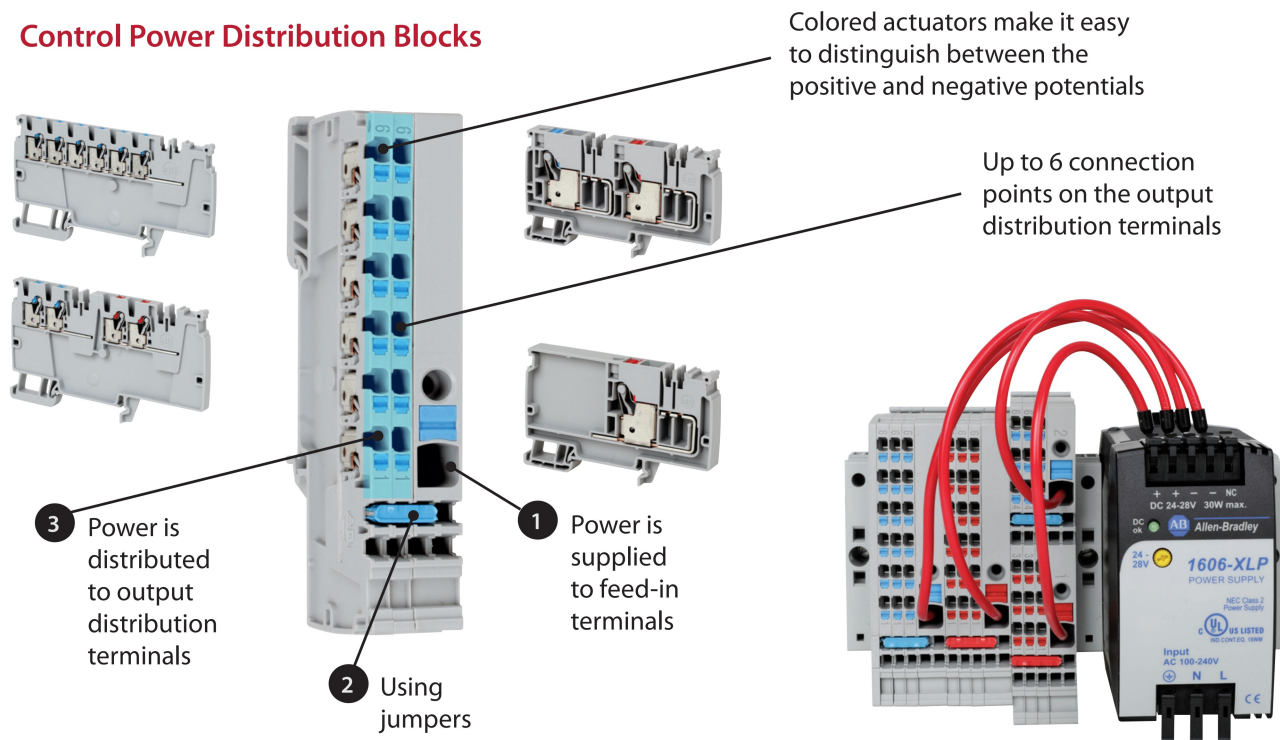
Accessory Plug-in				
Color	Catalog Number			Wire Range (Rated Cross Section)
	2 Wire	3 Wire	4 Wire	
	1492-P3P	1492-P3PT	1492-P3PQ	28-12 AWG (2.5mm ²)

(1) Available in grey as the standard color. To order other colors add a suffix to the catalog number. For example, the catalog number would be 1492-P3-B for a blue 1492-P3 terminal block.

(2) Grounding terminal blocks available in all sizes. To order a grounding terminal block add a "G" to the catalog number. For example, the catalog number would be 1492-PG4Q for a grounding version of 1492-P4Q.

(3) The "C" in the catalog number designates a commoning bar meaning the upper and lower circuits are connected.

Control Power Distribution Blocks



Control Power Distribution			
Color	Catalog Number		Wire Range (Rated Cross Section)
	Start (Feed-in)	End (Output)	
Standard	1492-P6PD2S-1B ⁽¹⁾		22-8 AWG (6.0 mm ²)
Standard	1492-P6PD2S-1RE ⁽¹⁾		22-8 AWG (6.0 mm ²)
with Grounding ⁽³⁾	1492-PG6PD2S ⁽¹⁾		22-8 AWG (6.0 mm ²)
Standard		1492-P6PD2E-6B ⁽¹⁾	26-14 AWG (1.5mm ²)
Standard		1492-P6PD2E-6RE ⁽¹⁾	26-14 AWG (1.5mm ²)
Standard	1492-P6PD2S-1B1RE ⁽²⁾		22-8 AWG (6.0 mm ²)
with Grounding ⁽³⁾	1492-P6PD2S-1RE1G ⁽²⁾		22-8 AWG (6.0 mm ²)
Standard		1492-P6PD2E-3B3RE ⁽²⁾	26-14 AWG (1.5mm ²)

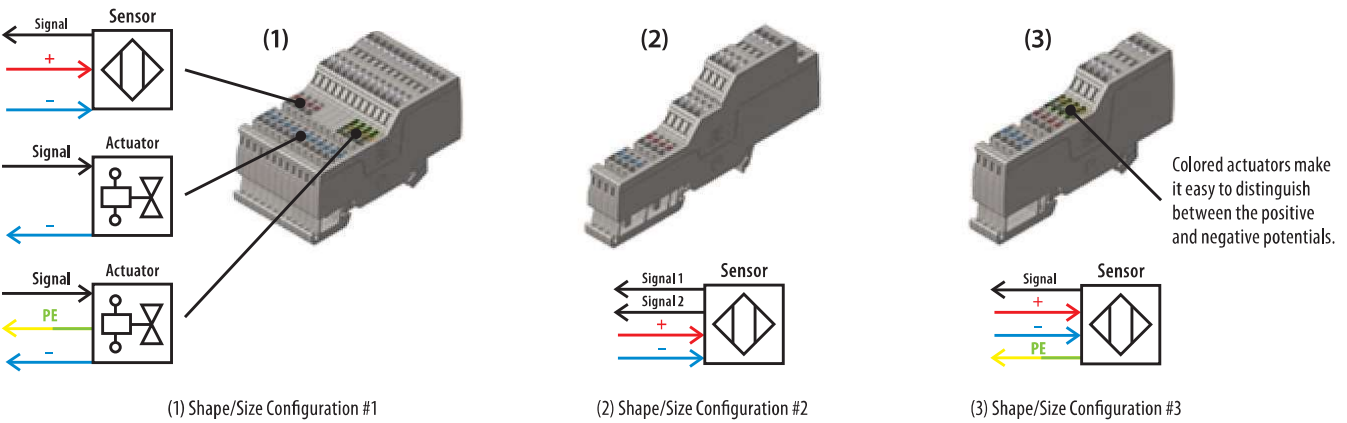
Control Power Distribution			
Color	Catalog Number		Wire Range (Rated Cross Section)
	Start (Feed-in)	End (Output)	
Standard	1492-P10PD3S-1B ⁽¹⁾		22-6 AWG (10.0 mm ²)
Standard	1492-P10PD3S-1RE ⁽¹⁾		22-6 AWG (10.0 mm ²)
with Grounding ⁽³⁾	1492-PG10PD3S ⁽¹⁾		22-6 AWG (10.0 mm ²)
Standard		1492-P10PD3E-5B ⁽¹⁾	28-12 AWG (2.5mm ²)
Standard		1492-P10PD3E-5RE ⁽¹⁾	28-12 AWG (2.5mm ²)
Standard	1492-P10PD3S-1B1RE ⁽²⁾		22-6 AWG (10.0 mm ²)
with Grounding ⁽³⁾	1492-P10PD3S-1RE1G ⁽²⁾		22-6 AWG (10.0 mm ²)
Standard		1492-P10PD3E-2B2RE ⁽²⁾	28-12 AWG (2.5mm ²)

(1) Shape/Size Configuration #1: (+/-) on separate terminal blocks

(2) Shape/Size Configuration #2: (+/-) integrated into a single terminal block

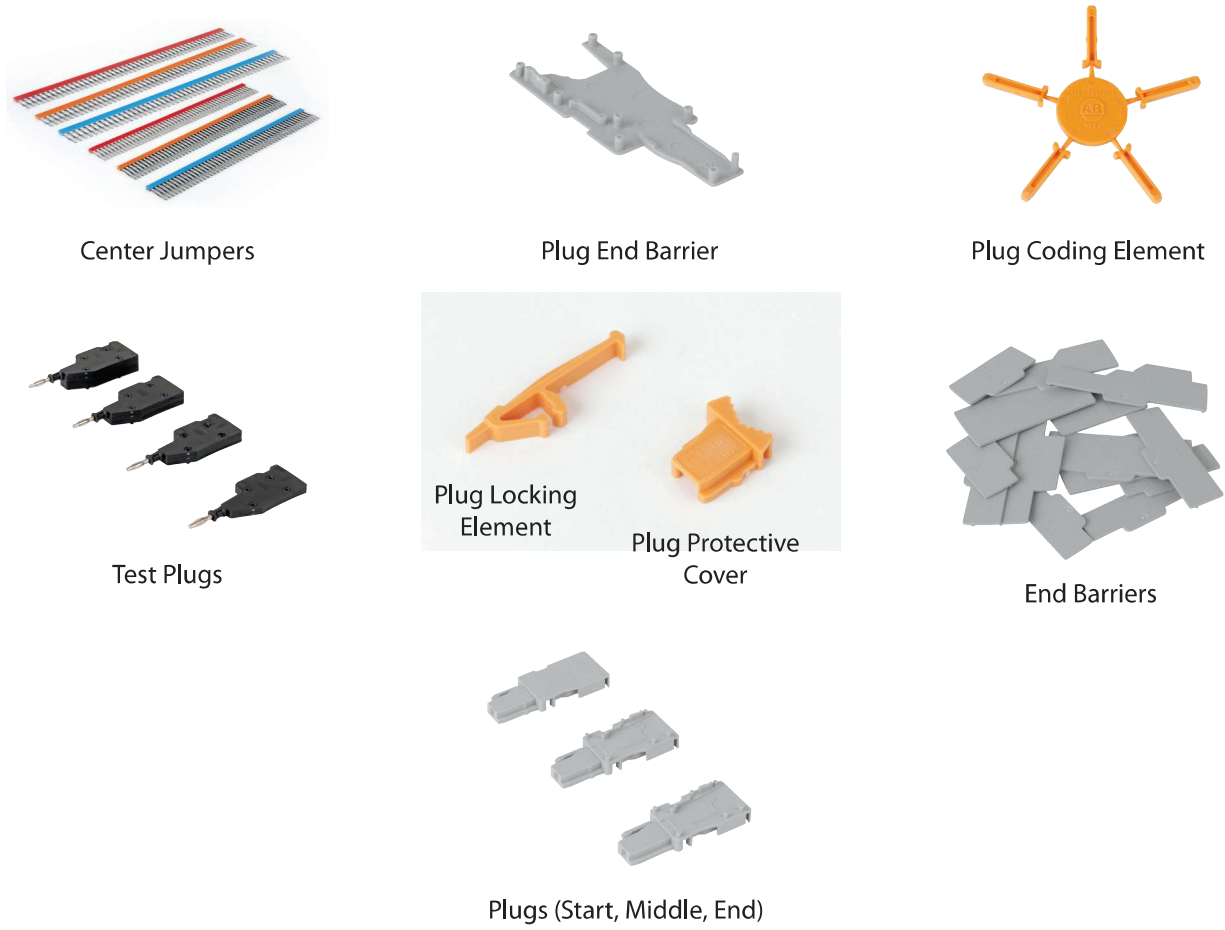
(3) Not grounded to the Din Rail. This is a functional earth ground that allows you ground the minus potential of the power supply to 0 V.

Sensor/Signal Blocks



Sensor/Signal				
Color	Catalog Number			Wire Range (Rated Cross Section)
	2 Circuit	3 Circuit	4 Circuit	
Standard	1492-PS2-2 ⁽¹⁾	1492-PS2-3 ⁽¹⁾	1492-PS2-4 ⁽²⁾	26-14 AWG (1.5mm ²)
with Grounding		1492-PSG2-3 ⁽¹⁾	1492-PSG2-4 ⁽³⁾	26-14 AWG (1.5mm ²)

Accessories



Ferrule

Ferrules allow a stranded wire to act as a solid wire, so it can be inserted into the push-in terminal blocks without tools. Various hand-held or automated crimp tools are available, depending on the volume of terminations needed.

In addition to the dramatic productivity advantages when ferrules are used with push-in terminal blocks, they also provide enhanced connection integrity and safety.

For specific information on which Panduit ferrules to use with individual Bulletin 1492-P Push-in Terminal Blocks, consult Appendix sections in Publication 1492-TD017.



A cylindrical tube of tin-coated copper (with or without an insulated collar) that can be crimped onto the end of a wire.

Specifications

UL/CSA Voltage Rating	600V AC/DC, 300V AC/DC, 150V AC/DC
UL/CSA Current Rating	10...51 A
Wire Range (Rated Cross Section)*	#28...6 AWG (1.5...10 mm ²)
Density	87...30 pcs/ft (285...100 pcs/m)
Housing Temperature Range	-76...+266°F (-60...+130°C)
Material Flammability Rating UL94	V0
Colors	Standard: Grey Grounding Block: Green/Yellow Available in some products: Red, Blue, Black Green, Yellow, Orange and White
Certifications	CE, UL, CSA, ATEX, IECEx

* North American wire range per NEC Table 310-16 using 75°C and 90°C stranded Copper wire.

Allen-Bradley, LISTEN. THINK. SOLVE. and Rockwell Software are trademarks of Rockwell Automation, Inc. Trademarks not belonging to Rockwell Automation are property of their respective companies.

www.rockwellautomation.com

Power, Control and Information Solutions Headquarters

Americas: Rockwell Automation, 1201 South Second Street, Milwaukee, WI 53204-2496 USA, Tel: (1) 414.382.2000, Fax: (1) 414.382.4444

Europe/Middle East/Africa: Rockwell Automation NV, Pegasus Park, De Kleetlaan 12a, 1831 Diegem, Belgium, Tel: (32) 2 663 0600, Fax: (32) 2 663 0640

Asia Pacific: Rockwell Automation, Level 14, Core F, Cyberport 3, 100 Cyberport Road, Hong Kong, Tel: (852) 2887 4788, Fax: (852) 2508 1846