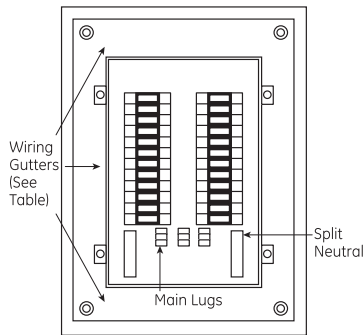


Wiring Space

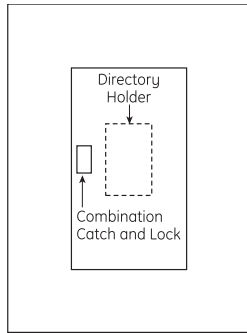
Typical Panelboard

Front view with trim removed

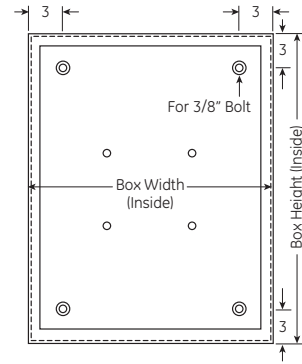


Typical Front w/Concealed Hinges and Trim Adjusting Screws

Surface mounting – add 1/4" to inside box dimensions
Flush mounting – add 1 1/2" to inside box dimensions



Typical Box



Minimum Wiring Space, From End of Lug to Box Wall, in Inches

Main rating in amps	Main Lugs Only, to End Wall		Frame Type	Mounting	Main Circuit Breaker
	Phase Lug	Neutral Lug			Phase Lug To End Wall
600A (1)	15	11 (1)	SG	Vertical	16
800A (2)	15	11 (1)	SK	Vertical	18

(1) Box width is 30" and 7.81" deep

Wiring Space – Branch Circuit Breakers

Branch Circuit Devices	Frame	No. of Poles	Minimum Wiring Spaces To Side Wall (30" Wide Box)
Double Branched Bolt-on Devices	FB, TED, THED	1,2,3	8.25"
	SE	2,3	8.25"
Horizontal Single Branch Mounted	SFHA, SFLA	2,3	7.5"
Horizontal Single Branch Mounted	SGHA, SGLA	2,3	8.5"

Enclosures

Panel Size	Box Cat. No. (1)	Size Inches (2)	Front Cat. No. (3)
0-25.5	AB25BDW	25.5	AF25F,S
28.5-31.5	AB31BDW	31.5	AF31F,S
34.5-37.5	AB37BDW	37.5	AF37F,S
40.5-43.5	AB43BDW	43.5	AF43F,S
46.5-49.5	AB49BDW	49.5	AF49F,S
52.5-55.5	AB55BDW	55.5	AF55F,S
58.5-64.5	AB64BDW	64.5	AF64F,S
67.5-76.5	AB76BDW	76.5	AF76F,S
79.5-82.5	AB82BDW	82.5	AF82F,S
85.5-88.5	AB88BDW	88.5	AF88F,S

(1) "B" suffix provides blank end walls. Order "K" suffix for endwalls with knockouts.

(2) Standard boxes are 30" wide by 7.81" deep.

(3) Flush fronts are 1 1/2" larger than box. Surface fronts are 1/4" larger.

Front Options

Description	Cat. No. Suffix (1)
Screw cover	C
Front hinged to box	D
Yale 5116 w/Rosette Lock	Y
Corbin 15767 Lock	L
GE 75 Key Lock	E
Corbin 60 Key Lock	J
Door within a door (2)	P
Stainless steel (3)	S
30" wide	W
Nameplate	N
Screw on nameplate	U
Metal directory	M

(1) Add to base front catalog number.

(2) Consists of two lockable doors—one over panel interior and one over box wiring gutters. Yale locks not available.

(3) Flush only. Available with C and N options.

Box Options

Description	Cat. No. Suffix (1)
Painted Box	P
30" wide (2)	W
NEMA 3R/12/4S/4X	3 or 4
NEMA 4X (316 Stainless Steel)	4S

(1) Add to base box product number.

(2) Includes field installable gutter barrier.

Permanent Circuit Number Kits

Description	Cat. No.
1-48	APN48
43-84	APN84
85-126	APN126

Stainless Steel Enclosures

Dimensions (inches)			Cat No.	
H	W	D	UL Standard	CSA Labeled
25.5	30	8	AB254DWS	AB254DWS
31.5	30	8	AB314DWS	AB314DWS
37.5	30	8	AB374DWS	AB374DWS
43.5	30	8	AB434DWS	AB434DWS
49.5	30	8	AB494DWS	AB494DWS
55.5	30	8	AB554DWS	AB554DWS
64.5	30	8	AB644DWS	AB644DWS
76.5	30	8	AB764DWS	AB764DWS